



Institute for public health
of the Republic of North Macedonia

HEALTH MAP OF REPUBLIC OF NORTH MACEDONIA 2021

I PART STATUS IN REPUBLIC OF NORTH MACEDONIA

Skopje, 2023

**PHO INSTITUTE FOR PUBLIC HEALTH OF
REPUBLIC OF NORTH MACEDONIA - SKOPJE**

Director Doc. d-r Shaban MEMETI

Department of health data and publication

M-r d-r Vjosa Recica

Head of Center

Vesna Zafirovska

**Technician in charge,
Independent medical statistician**

Jasmina Tahiri

Independent medical statistician

Jovnka Trpkovska

Independent medical statistician

Nadezda Lisinac

Independent medical statistician

Muarem Ramadani

Independent medical statistician

Borce Andonovski

System administrator

Suzana Dungevska

Computer designer

in collaboration with

Centers for Public health in the Republic of North Macedonia





**institute for public health of
the Republic of North Macedonia**

HEALTH MAP OF REPUBLIC OF NORTH MACEDONIA 2021

I PART STATUS IN REPUBLIC OF NORTH MACEDONIA

Skopje, 2023

INTRODUCTION

The Health map of the Republic of North Macedonia represents the status of the health protection and health condition in the Republic in general and separately for each health region in 2021, in terms of the organizational structure, health services, health personnel, morbidity and mortality.

The aim of this publication is to provide contribution in preparation of the health development strategy in our Republic, as well as the use of information by the health workers and coworkers and all the interested subjects.

The preparation of the health map is based on official data, collected and processed by the Department for health statistics and informatics of the Center for statistical processing health data, publication and education provided by the Institute for public health in Republic of North Macedonia and the State Statistical Office.

The health map is consisted of three parts:

PART I – GENERAL PART

represents the general status of the health protection in the Republic, and by level of health protection – primary, secondary, tertiary in the health regions in the Republic of North Macedonia.

PART II AND PART III – SPECIAL PART

represents the status of the health protection by health regions, in alphabetic order.

The data are presented in tables and maps. The provision of the population with health personnel and health services provided is presented, as well as the network of inpatient health organizations by type, the number of beds, treated patients, average length of stay, utilization of bed-days and bed turnover. The data for the health protection and health condition are presented by levels of health protection (primary, secondary, tertiary).


The most common diseases diagnosed in out-patient services are also presented, as well as vaccination-preventable communicable diseases and communicable diseases included in WHO "Health for all" strategy.

Crude and infant mortality is also presented and the most common causes for death.

The Health map of the Republic of North Macedonia for 2021 is the twenty-third publication in a row that as a form of continuous annual publishing of actual data, will go on in the future.

CONTENT

Demographic and vital indicators in the Republic of North Macedonia	9
General part	21
Primary Health Care	35
Secondary Health Care	61
Tertiary Health Care	71
Morbidity	77
Mortality	85



**DEMOGRAPHIC AND
VITAL INDICATORS IN THE
REPUBLIC OF NORTH MACEDONIA**

**DEMOGRAPHIC, VITAL AND HEALTH INDICATORS
IN THE REPUBLIC OF NORTH MACEDONIA, 2021**

Area km²	25713
Population places	1767
Municipalities	80
Population per 1km²	71,4
Population	
Total	1836713
Male	911087
Female	925626
Urban	1131356
Rural	705357
0-6 age	140436
7-19 age	274946
20 +	1421331
20-64 age	1106000
65 +	315331
female 15-49 age	410739
female 15 +	775026
Vital indicators	
Nativity per 1.000 population	
Mortality per 1.000 population	
Natural increase per 1.000 population	
Infant mortality per 1000 livebirths	
-Urban	
-Rural	
- Perinatal mortality	9,2
- Neonatal mortality	2,9
= early neonatal mortality	1,7
= late neonatal mortality	1,2
= post neonatal mortality	1,7
Mortality	7,6
Maternal mortality	-
Number of population per one:	
Physician	291
Dentist	1074
Pharmacist	1656
Health personnel with higher-level qualification	3726
Health personnel mid-level qualification	144
Hospital beds	
Total number	9169
Hospital beds per 1,000 population	5,1

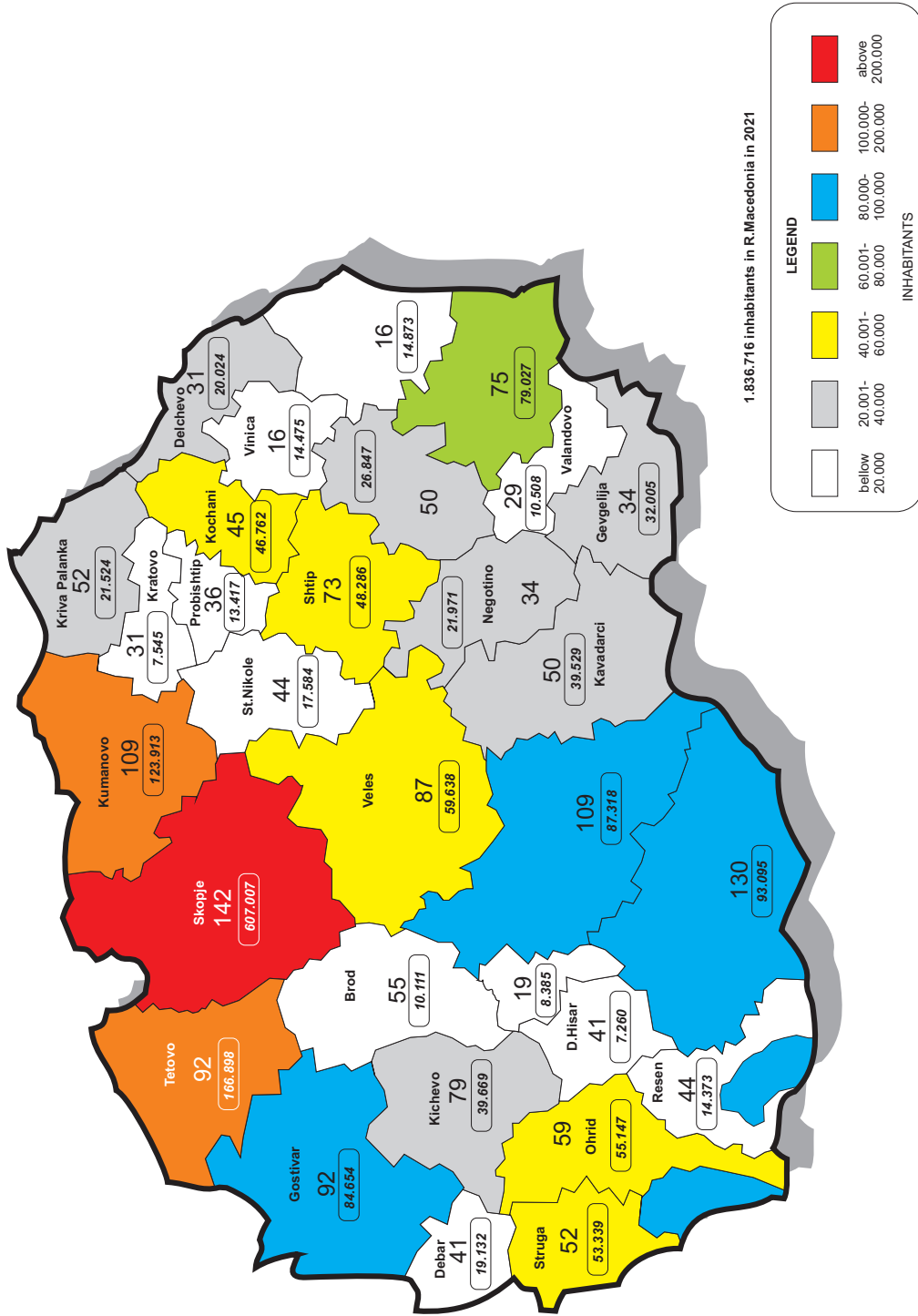
BASIC INDICATORS IN THE REPUBLIC OF NORTH MACEDONIA, 2021

HEALTH REGIONS	Surface area in km ²	Number of populated places	Number of inhabitants	Inhabitants per 1 km ²
REPUBLIC N.MACEDONIA	25750	1767	1836713	79,9
Berovo	815	16	14873	22,8
Bitola	1716	130	93095	60,3
Makedonski Brod	993	55	10111	11,5
Valandovo	334	29	10508	35,7
Veles	1552	87	59638	42,8
Vinica	442	16	14475	44,2
Gevgelija	765	34	32005	45,5
Gostivar	1370	92	84654	86,3
Debar	267	41	19132	101,5
Delchevo	569	31	20024	43,6
Demir Hisar	435	41	7260	20,3
Kavadarci	1146	50	39529	37,7
Kichevo	833	79	39669	68,4
Kochani	577	45	39159	84,2
Kratovo	380	31	7545	25,9
Kriva Palanka	728	52	21524	33,4
Krushevo	204	19	8385	47,0
Kumanovo	1202	109	123913	117,2
Negotino	743	34	21971	31,7
Ohrid	1041	59	55147	57,1
Prilep	1841	109	87318	52,1
Probishtip	329	36	13417	47,6
Radovish	743	50	26847	43,4
Resen	746	44	14373	21,7
Sveti Nikole	651	44	17584	31,9
Skopje	1858	142	607007	324,4
Struga	546	52	53339	122,6
Strumica	963	75	79027	97,5
Tetovo	1091	92	166898	180,2
Shtip	870	73	48286	60,5

Source: State Statistical Office

Processed: Institute for Public Health of Republic of North Macedonia - Skopje
Department of health data and publication

INHABITANTS AND NUMBER OF POPULATED PLACES BY HEALTH REGIONS IN REPUBLIC OF NORTH MACEDONIA IN 2021



Source: SSC
 Prepare: IPH
 Source: Demography, labor, education

NATURAL CHANGES OF THE POPULATION OF REPUBLIC OF NORTH MACEDONIA 2021

HEALTH REGIONS	Live births	Deaths	Natural increase
REPUBLIC N.MACEDONIA	18648	28516	-9868
Berovo	85	313	-228
Bitola	811	1583	-772
Makedonski Brod	70	148	-78
Valandovo	88	177	-89
Veles	576	1017	-441
Vinica	120	272	-152
Gevgelija	239	569	-330
Gostivar	818	1332	-514
Debar	210	231	-21
Delchevo	146	361	-215
Demir Hisar	42	171	-129
Kavadarci	363	725	-362
Kichevo	368	718	-350
Kochani	308	781	-473
Kratovo	46	152	-106
Kriva Palanka	129	371	-242
Krushevo	70	122	-52
Kumanovo	1337	1927	-590
Negotino	186	315	-129
Ohrid	449	928	-479
Prilep	734	1496	-762
Probishtip	105	200	-95
Radovish	238	376	-138
Resen	84	241	-157
Sveti Nikole	132	308	-176
Skopje	7256	8715	-1459
Struga	567	600	-33
Strumica	718	1361	-643
Tetovo	1944	2242	-298
Shtip	409	764	-355

Source: State Statistical Office

Processed: Institute for Public Health of Republic of North Macedonia - Skopje
Department of health data and publication

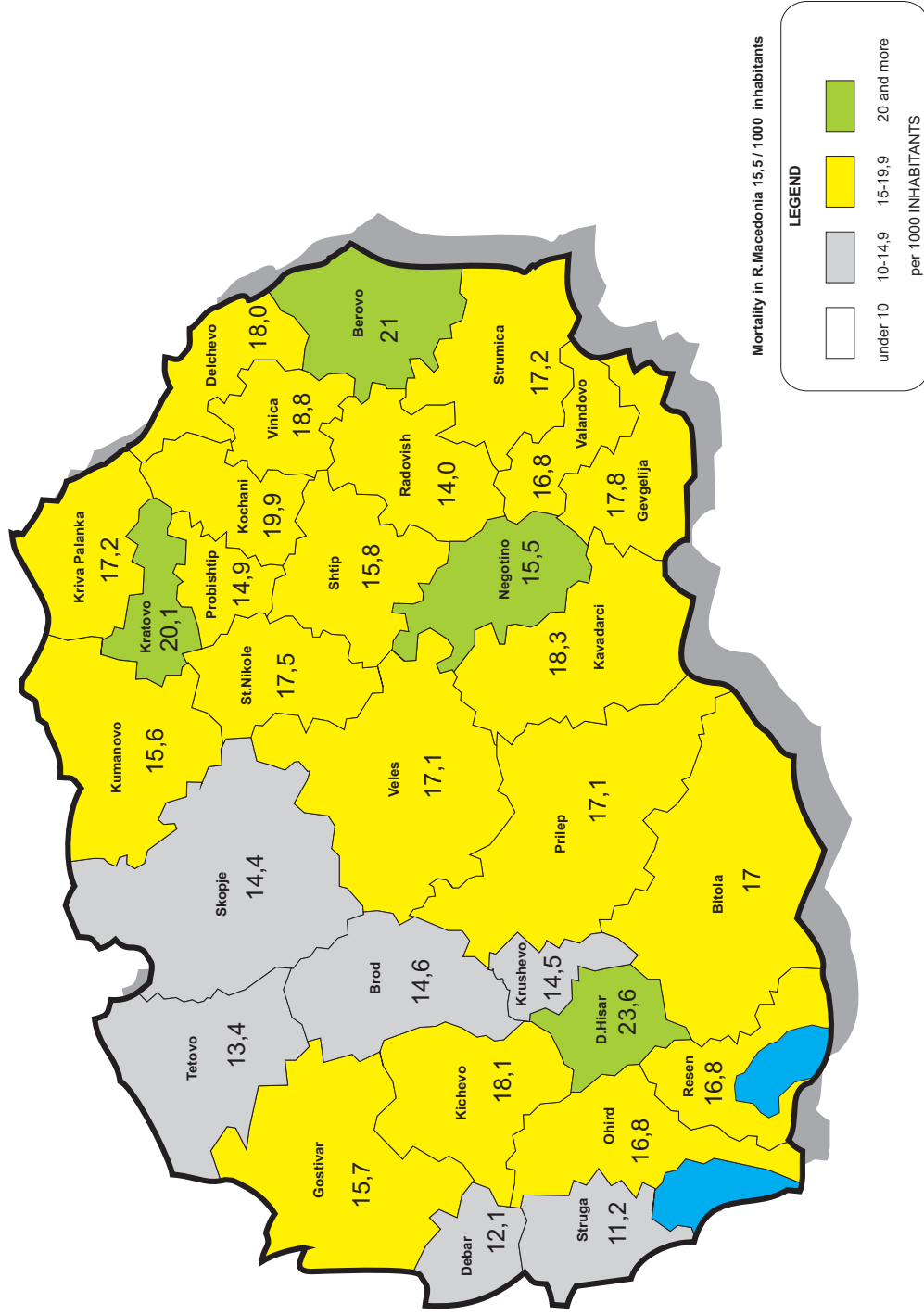
**NATURAL CHANGES OF THE POPULATION OF REPUBLIC OF NORTH MACEDONIA
IN 2021**

HEALTH REGIONS	Nativity	Mortality	Natural increase
REPUBLIC N.MACEDONIA	10,2	15,5	-5,4
Berovo	5,7	21,0	-15,3
Bitola	8,7	17,0	-8,3
Makedonski Brod	6,9	14,6	-7,7
Valandovo	8,4	16,8	-8,5
Veles	9,7	17,1	-7,4
Vinica	8,3	18,8	-10,5
Gevgelija	7,5	17,8	-10,3
Gostivar	9,7	15,7	-6,1
Debar	11,0	12,1	-1,1
Delchevo	7,3	18,0	-10,7
Demir Hisar	5,8	23,6	-17,8
Kavadarci	9,2	18,3	-9,2
Kichevo	9,3	18,1	-8,8
Kochani	7,9	19,9	-12,1
Kratovo	6,1	20,1	-14,0
Kriva Palanka	6,0	17,2	-11,2
Krushevo	8,3	14,5	-6,2
Kumanovo	10,8	15,6	-4,8
Negotino	8,5	14,3	-5,9
Ohrid	8,1	16,8	-8,7
Prilep	8,4	17,1	-8,7
Probishtip	7,8	14,9	-7,1
Radovish	8,9	14,0	-5,1
Resen	5,8	16,8	-10,9
Sveti Nikole	7,5	17,5	-10,0
Skopje	12,0	14,4	-2,4
Struga	10,6	11,2	-0,6
Strumica	9,1	17,2	-8,1
Tetovo	11,6	13,4	-1,8
Shtip	8,5	15,8	-7,4

Source: State Statistical Office

Processed: Institute for Public Health of Republic of North Macedonia - Skopje
Department of health data and publication

CRUDE MORTALITY (NUMBER OF DECEASED PER 1000 INHABITANTS) BY HEALTH REGIONS IN REPUBLIC OF MACEDONIA IN 2021



Source: SSO
 Prepare: IPH
 Statistical data processing, graphics and edition
 Suzana Dugevska, Ivona Ankovski

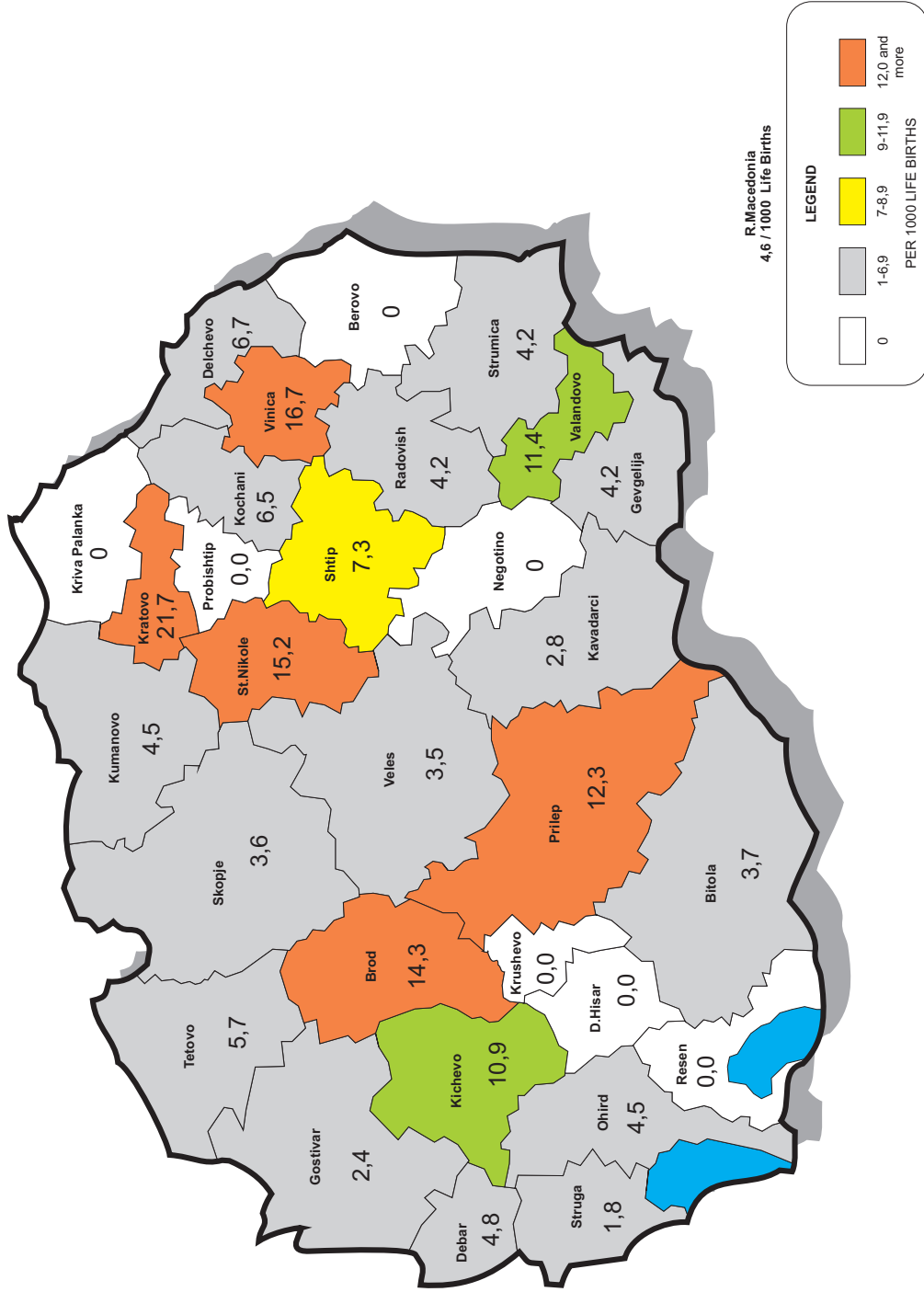
INFANT MORTALITY IN REPUBLIC OF NORTH MACEDONIA IN 2021

HEALTH REGIONS	Infant mortality	
	Number	Rate 1000 live births
REPUBLIC N.MACEDONIA	85	4,6
Berovo	0	0,0
Bitola	3	3,7
Makedonski Brod	1	14,3
Valandovo	1	11,4
Veles	2	3,5
Vinica	2	16,7
Gevgelija	1	4,2
Gostivar	2	2,4
Debar	1	4,8
Delchevo	0	0,0
Demir Hisar	0	0,0
Kavadarci	1	2,8
Kichevo	4	10,9
Kochani	2	6,5
Kratovo	1	21,7
Kriva Palanka	0	0,0
Krushevo	0	0,0
Kumanovo	6	4,5
Negotino	0	0,0
Ohrid	2	4,5
Prilep	9	12,3
Probishtip	0	0,0
Radovish	1	4,2
Resen	0	0,0
Sveti Nikole	2	15,2
Skopje	26	3,6
Struga	1	1,8
Strumica	3	4,2
Tetovo	11	5,7
Shtip	3	7,3

Source: State Statistical Office

Processed: Institute for Public Health of Republic of North Macedonia - Skopje
 Department of health data and publication

INFANT MORTALITY (DECEASED INFANTS PER 1000 LIVE-BIRTHS) BY HEALTH REGIONS IN REPUBLIC OF MACEDONIA IN 2021



Source: SSO
 Prepare: IPH
Center for Statistical Health Data Processing, Epidemiology and Education
 Center for Health Statistics, 1000 Skopje, R. Macedonia

INFANT MORTALITY BY AGE IN R.N.MACEODINA IN 2021 (RATE/1000 LIVE BIRTHS)

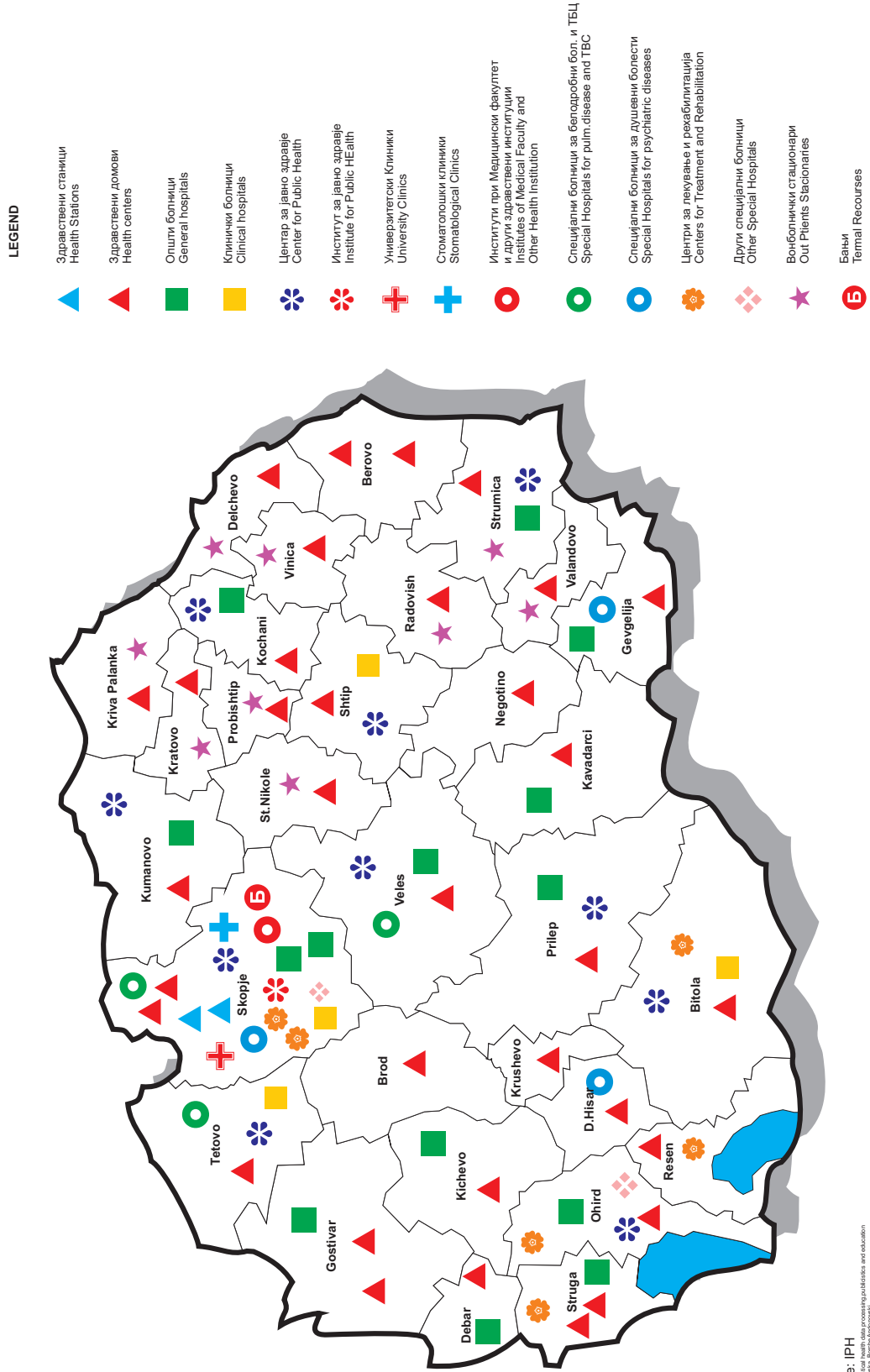
HEALTH REGIONS	Mortality		Neonatal mortality				Postneonatal mortality		Perinatal mortality	
			Early		Late					
	Number	Rate	Number	Rate	Number	Rate	Number	Rate	Number	Rate
REPUBLIC N.MACEDONIA	142	7,6	31	1,7	23	1,2	31	1,7	173	9,2
Berovo	1	11,6	0	0,0	0	0,0	0	0,0	1	11,6
Bitola	8	9,8	1	1,2	1	1,2	1	1,2	9	11,0
Makedonski Brod	1	14,1	1	14,3	0	0,0	0	0,0	2	28,2
Valandovo	0	0,0	0	0,0	0	0,0	1	11,4	0	0,0
Veles	7	12,0	1	1,7	0	0,0	1	1,7	8	13,7
Vinica	1	8,3	1	8,3	0	0,0	1	8,3	2	16,5
Gevgelija	1	4,2	1	4,2	0	0,0	0	0,0	2	8,3
Gostivar	7	8,5	0	0,0	2	2,4	0	0,0	7	8,5
Debar	1	4,7	0	0,0	0	0,0	1	4,8	1	4,7
Delchevo	0	0,0	0	0,0	0	0,0	0	0,0	0	0,0
Demir Hisar	0	0,0	0	0,0	0	0,0	0	0,0	0	0,0
Kavadarci	0	0,0	0	0,0	1	2,8	0	0,0	0	0,0
Kichevo	2	5,4	0	0,0	1	2,7	3	8,2	2	5,4
Kochani	4	12,8	1	3,2	0	0,0	1	3,2	5	16,0
Kratovo	1	21,3	0	0,0	0	0,0	1	21,7	1	21,3
Kriva Palanka	1	7,7	0	0,0	0	0,0	0	0,0	1	7,7
Krushevo	1	14,1	0	0,0	0	0,0	0	0,0	1	14,1
Kumanovo	9	6,7	2	1,5	0	0,0	4	3,0	11	8,2
Negotino	3	15,9	0	0,0	0	0,0	0	0,0	3	15,9
Ohrid	0	0,0	2	4,5	0	0,0	0	0,0	2	4,5
Prilep	5	6,8	3	4,1	4	5,4	2	2,7	8	10,8
Probishtip	0	0,0	0	0,0	0	0,0	0	0,0	0	0,0
Radovish	3	12,4	0	0,0	0	0,0	1	4,2	3	12,4
Resen	0	0,0	0	0,0	0	0,0	0	0,0	0	0,0
Sveti Nikole	1	7,5	0	0,0	2	15,2	0	0,0	1	7,5
Skopje	51	7,0	10	1,4	7	1,0	9	1,2	61	8,3
Struga	3	5,3	0	0,0	0	0,0	1	1,8	3	5,3
Strumica	10	13,7	1	1,4	2	2,8	0	0,0	11	15,1
Tetovo	17	8,7	6	3,1	3	1,5	2	1,0	23	11,7
Shtip	4	9,7	1	2,4	0	0,0	2	4,9	5	12,1

Source: State Statistical Office

Processed: Institute for Public Health of Republic of North Macedonia - Skopje
Department of health data and publication

GENERAL PART

NETWORK OF HEALTH ORGANIZATIONS IN REPUBLIC OF NORTH MACEDONIA



Prepare: IPH
Center for statistical health data processing, publications and education
Source: Our system, Eurostat/WHO/Eurostat

HEALTH ORGANIZATIONS AND PERSONNEL EMPLOYED IN REPUBLIC OF NORTH MACEDONIA 2021

HEALTH ORGANIZATIONS	Total personnel	Physicians	Physicians specialists	Dentists	Pharmacists	Health coworkers	Health personnel		Non-medical personnel
							with higher and mid-level qualification	With lower level qualifications	
TOTAL	33518	6316	3844	1711	1109	2617	15969	280	5516
1. Health stations	238	38	22	4	1	107	48	0	40
2. Health centers	4226	772	285	200	24	286	1911	6	1027
- in REPUBLIC N.MACEDONIA	2959	492	140	139	13	180	1373	0	762
- Out-of hospital stationary	40	1	1	0	0	2	31	6	0
- Health center - Skopje	1168	266	135	61	10	99	481	0	251
- Health center "Zeleznicar" - Skopje	59	13	9	0	1	5	26	0	14
3. Private health organizations	9164	1793	831	1307	934	315	4648	0	167
4. General hospitals	5521	1098	729	14	41	388	2886	78	1016
5. Clinic hospitals	2275	510	380	5	20	181	1051	115	393
6. Private hospitals	2110	346	304	0	13	202	1011	1	537
7. University clinics for surgery "Sv.Naum Ohridski" - Skopje	373	87	69	0	2	43	178	9	54
8. Special hospital for gynecology and obstetrics - Chair, Skopje	231	53	37	0	1	5	116	0	56
9. Institute for pulmonary diseases - Kozle, Skopje	242	55	36	0	1	9	113	0	64
10. Centers for Public Health (10)	620	129	84	0	13	78	279	5	116
11. Institute for Public Health of Republic of North Macedonia	218	40	25	1	10	65	59	0	43
12. University clinics	4670	894	686	0	18	615	2008	20	1115
13. Dentistry clinics	367	2	2	163	0	8	136	0	58
14. PHO University Dental Clinical Centre Prof. Dr. Bojo Andreevski Skopje	22	0	0	14	0	0	8	0	0
15. Institutes with the Medical faculty and other health institutions	418	123	88	0	19	31	96	4	145
16. Institute for Transfusion Medicine of the REPUBLIC N.MACEDONIA - Skopje	517	107	75	0	1	47	264	1	97
17. Dialysis centers	268	44	15	0	0	22	175	0	27
18. Special hospitals for pulmonary diseases and TB	121	23	19	0	0	7	60	6	25
19. Special psychiatric hospitals	672	56	47	2	3	73	345	19	174
20. Rehabilitation and treatment centers	697	86	67	1	5	95	290	11	209
21. Other special hospitals	548	60	43	0	3	40	287	5	153

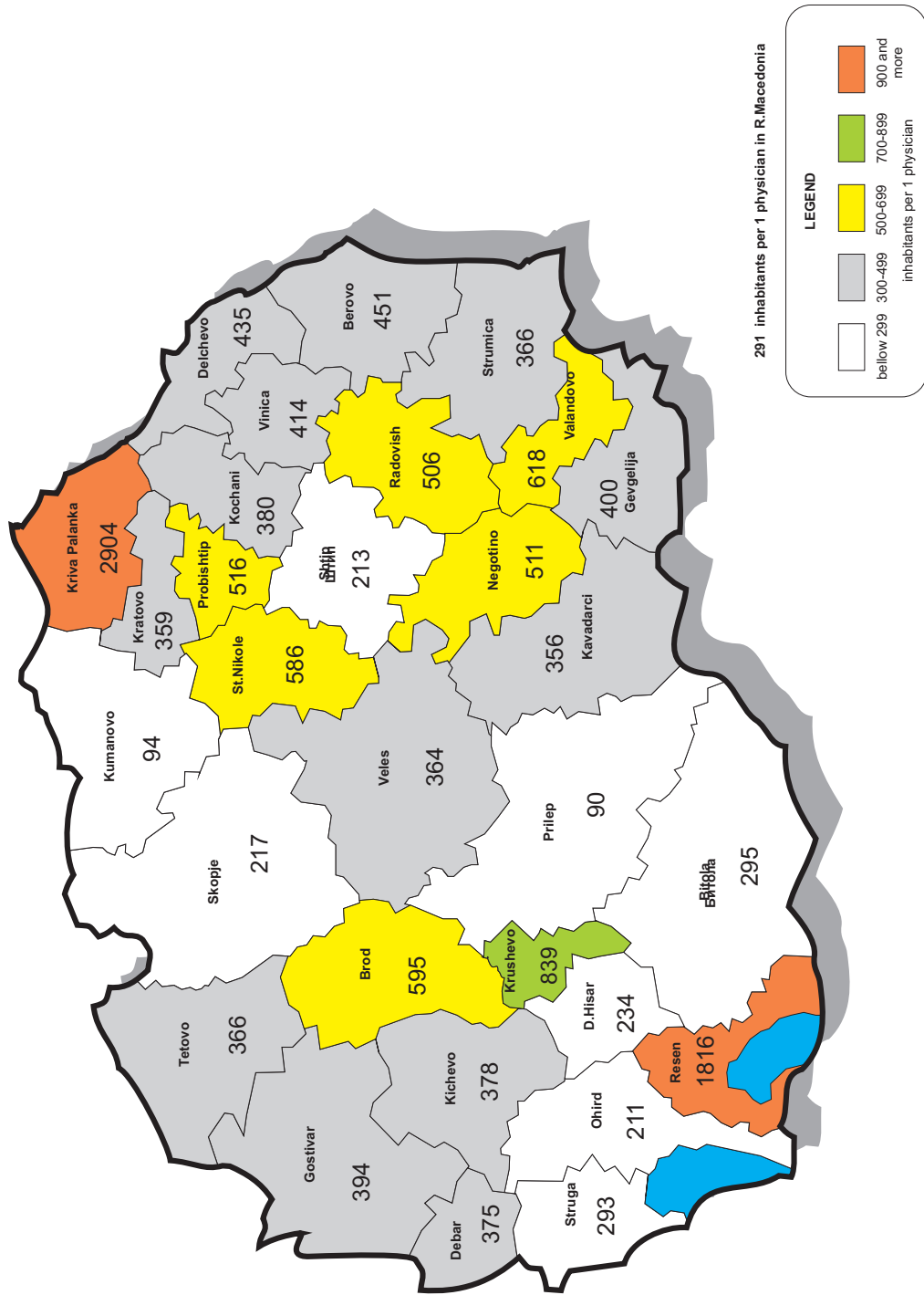
Source: Institute for Public Health of Republic of North Macedonia
Department of health data and publication

**NUMBER OF PHYSICIANS BY HEALTH REGIONS
IN REPUBLIC OF NORTH MACEDONIA IN 2021**

HEALTH REGIONS	Total physicians	Number of inhabitants per 1 physician
REPUBLIC N.MACEDONIA	6316	290,8
Berovo	33	450,7
Bitola	356	294,4
Makedonski Brod	17	594,8
Valandovo	17	618,1
Veles	164	363,6
Vinica	35	413,6
Gevgelija	80	400,1
Gostivar	215	393,7
Debar	51	375,1
Delchevo	46	435,3
Demir Hisar	31	234,2
Kavadarci	111	356,1
Kichevo	105	377,8
Kochani	103	380,2
Kratovo	21	359,3
Kriva Palanka	40	2904,1
Krushevo	10	838,5
Kumanovo	310	94,4
Negotino	43	511,0
Ohrid	262	210,5
Prilep	234	89,5
Probishtip	26	516,0
Radovish	53	506,5
Resen	38	1816,4
Sveti Nikole	30	586,1
Skopje	2804	216,5
Struga	182	293,1
Strumica	216	365,9
Tetovo	456	366,0
Shtip	227	212,7

Source: Institute for Public Health of Republic of North Macedonia
Department of health data and publication

**NUMBER OF INHABITANTS PER PHYSICIAN BY HEALTH REGIONS
IN REPUBLIC OF MACEDONIA IN 2021**



**PHYSICIANS SPECIALISTS BY SPECIALITY AND GENDER
IN REPUBLIC OF NORTH MACEDONIA 2021**

SPECIALTY	Number		
	Total	male	female
Gynecology and obstetrics	381	155	226
Anesthesiology with resuscitation	187	79	108
Skin and venereal diseases	107	18	89
Epidemiology	40	12	28
Infectious diseases	60	20	40
Internal medicine	429	187	242
Emergency medicine	6	4	2
Cardiology	94	56	38
Endocrinology	21	7	14
Rheumatology	12	2	10
Gastroenterology	25	12	13
Nephrology	29	10	19
Pulmology	28	12	16
Pneumophytiziology	11	5	6
Pediatrics	320	72	248
Clinical pharmacology	1	0	1
Medical biochemistry	76	12	64
Medical microbiology and parazitology	69	18	51
Occupational health	48	18	30
Primary health care	1	0	1
Neurology	107	36	71
Neuropsychiatry	37	24	13
Psychiatry	155	61	94
Child psychiatry	1	1	0
Nuclear medicine	23	7	16
General medicine	104	38	66
Family medicine	194	44	150
General surgery	156	132	24
Neurosurgery	14	14	0
Pediatric surgery	15	10	5
Abdominal surgery	25	24	1
Plastic and reconstructive surgery	28	12	16
Thoracic and vascular surgery	11	9	2
Cardiosurgery	11	11	0
Urology	64	59	5
Orthopedics and Traumatology	138	119	19
Otorhinolaringology	124	51	73
Ophthalmology	141	53	88
Radiodiagnosics	165	67	98
Radiotherapy	37	11	26
Social medicine with organization of health services	19	4	15
Sport medicine	21	5	16
Forensic medicine	19	10	9
Transfusiology	22	9	13
Hematology	84	25	59
School medicine	28	5	23
Physical Medicine and Rehabilitation	90	22	68
Hygiene	26	11	15
Pathological anatomy	34	11	23
Sanitary chemistry	1	0	1
Medical psychology	1	1	0
Laboratory for Clinical genetics	4	1	3
Total physicians specialists	3844	1586	2258
Physicians of general medicine	2472	807	1665
Total physicians	6316	2393	3923

Source: Institute for Public Health of Republic of North Macedonia
Department of health data and publication

**NUMBER OF PHYSICIANS BY HEALTH REGIONS IN
REPUBLIC OF NORTH MACEDONIA 2021**

HEALTH REGIONS	Total physicians	General medicine		On specialisation		Specialists	
		Number	%	Number	%	Number	%
REPUBLIC N.MACEDONIA	6316	1574	24,9	898	14,2	3844	60,9
Berovo	33	15	45,5	3	9,1	15	45,5
Bitola	356	93	26,1	50	14,0	213	59,8
Makedonski Brod	17	6	35,3	8	47,1	3	17,6
Valandovo	17	8	47,1	2	11,8	7	41,2
Veles	164	49	29,9	21	12,8	94	57,3
Vinica	35	12	34,3	4	11,4	19	54,3
Gevgelija	80	18	22,5	6	7,5	56	70,0
Gostivar	215	101	47,0	21	9,8	93	43,3
Debar	51	9	17,6	11	21,6	31	60,8
Delchevo	46	23	50,0	4	8,7	19	41,3
Demir Hisar	31	10	32,3	4	12,9	17	54,8
Kavadarci	111	47	42,3	9	8,1	55	49,5
Kichevo	105	40	38,1	12	11,4	53	50,5
Kochani	103	15	14,6	25	24,3	63	61,2
Kratovo	21	10	47,6	3	14,3	8	38,1
Kriva Palanka	40	15	37,5	5	12,5	20	50,0
Krushevo	10	6	60,0	2	20,0	2	20,0
Kumanovo	310	122	39,4	46	14,8	142	45,8
Negotino	43	16	37,2	5	11,6	22	51,2
Ohrid	262	47	17,9	42	16,0	173	66,0
Prilep	234	66	28,2	53	22,6	115	49,1
Probishtip	26	8	30,8	5	19,2	13	50,0
Radovish	53	29	54,7	6	11,3	18	34,0
Resen	38	7	18,4	7	18,4	24	63,2
Sveti Nikole	30	17	56,7	3	10,0	10	33,3
Skopje	2804	480	17,1	365	13,0	1959	69,9
Struga	182	55	30,2	36	19,8	91	50,0
Strumica	216	86	39,8	25	11,6	105	48,6
Tetovo	456	122	26,8	66	14,5	268	58,8
Shtip	227	42	18,5	49	21,6	136	59,9

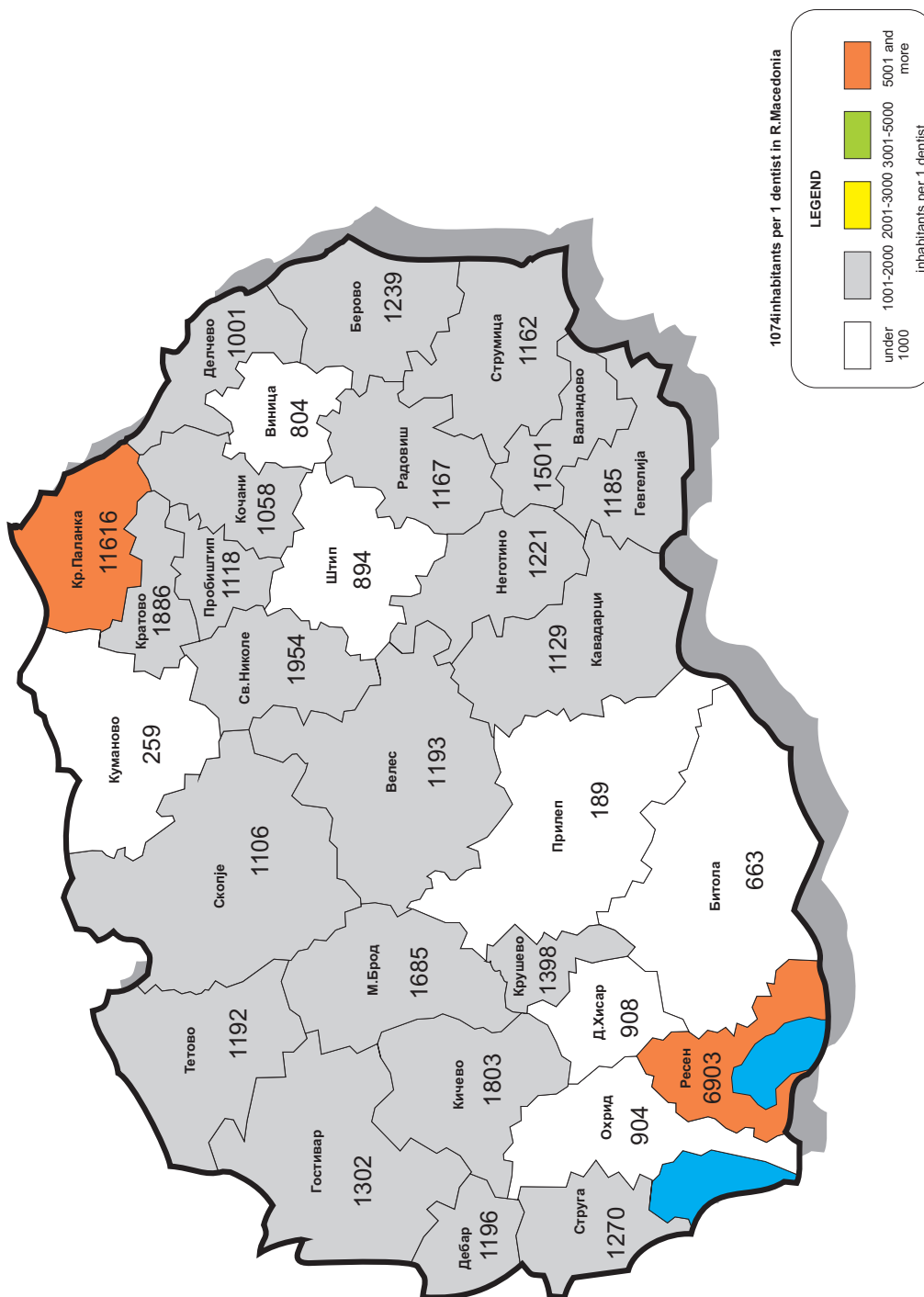
Source: Institute for Public Health of Republic of North Macedonia
Department of health data and publication

**NUMBER OF DENTISTS BY HEALTH REGIONS
IN REPUBLIC OF NORTH MACEDONIA 2021**

HEALTH REGIONS	Number of dentists	Number of inhabitants per 1 dentist
REPUBLIC N.MACEDONIA	1711	1073,5
Berovo	12	1239,4
Bitola	158	663,4
Makedonski Brod	6	1685,2
Valandovo	7	1501,1
Veles	50	1192,8
Vinica	18	804,2
Gevgelija	27	1185,4
Gostivar	65	1302,4
Debar	16	1195,8
Delchevo	20	1001,2
Demir Hisar	8	907,5
Kavadarci	35	1129,4
Kichevo	22	1803,1
Kochani	37	1058,4
Kratovo	4	1886,3
Kriva Palanka	10	11616,3
Krushevo	6	1397,5
Kumanovo	113	259,1
Negotino	18	1220,6
Ohrid	61	904,0
Prilep	111	188,7
Probishtip	12	1118,1
Radovish	23	1167,3
Resen	10	6902,5
Sveti Nikole	9	1953,8
Skopje	549	1105,7
Struga	42	1270,0
Strumica	68	1162,2
Tetovo	140	1192,1
Shtip	54	894,2

Source: Institute for Public Health of Republic of North Macedonia
Department of health data and publication

**NUMBER OF INHABITANTS PER 1 DENTIST
BY HEALTH REGIONS IN REPUBLIC OF MACEDONIA IN 2021**



**NUMBER OF PHARMACISTS BY HEALTH REGIONS
IN REPUBLIC OF NORTH MACEDONIA 2021**

HEALTH REGIONS	Number of Pharmacists	Number of inhabitants per 1 Pharmacists
REPUBLIC N.MACEDONIA	1109	1656,2
Berovo	12	1239,4
Bitola	112	935,9
Makedonski Brod	3	3370,3
Valandovo	0	0,0
Veles	40	1491,0
Vinica	10	1447,5
Gevgelija	13	2461,9
Gostivar	23	3680,6
Debar	10	1913,2
Delchevo	14	1430,3
Demir Hisar	4	1815,0
Kavadarci	13	3040,7
Kichevo	19	2087,8
Kochani	37	1058,4
Kratovo	4	1886,3
Kriva Palanka	8	14520,4
Krushevo	3	2795,0
Kumanovo	75	390,3
Negotino	9	2441,2
Ohrid	58	950,8
Prilep	62	337,8
Probishtip	8	1677,1
Radovish	13	2065,2
Resen	13	5309,6
Sveti Nikole	4	4396,0
Skopje	311	1951,8
Struga	50	1066,8
Strumica	37	2135,9
Tetovo	98	1703,0
Shtip	46	1049,7

Source: Institute for Public Health of Republic of North Macedonia
Department of health data and publication

PROFILE OF HEALTH PERSONNEL IN THE INSTITUTE FOR PUBLIC HEALTH
 AND CENTERS FOR PUBLIC HEALTH IN REPUBLIC OF NORTH MACEDONIA 2021

INSTITUTES FOR HEALTH PROTECTION	TOTAL	TOTAL physicians	TOTAL physicians	Physicians specialists	Pharmacists	Other	Health personnel with higher and midlevel qualification	Non-medical personnel
IHP	218	40	25	1	10	65	59	43
CHP Bitola	79	15	9	0	4	18	28	14
CHP Veles	69	16	9	0	1	9	35	8
CHP Kochani	42	11	7	0	1	1	20	9
CHP Kumanovo	69	13	10	0	5	8	31	12
CHP Ohrid	45	11	9	0	0	1	21	12
CHP Prilep	51	10	8	0	0	14	22	5
CHP Skopje	148	23	15	0	2	18	78	27
CHP Strumica	17	6	5	0	0	2	5	4
CHP Tetovo	68	14	9	0	0	4	29	21
CHP Shtip	32	10	3	0	0	3	15	4
REPUBLIC N.MACEDONIA	838	169	109	1	23	143	343	159

Source: Institute for Public Health of Republic of North Macedonia
 Department of health data and publication

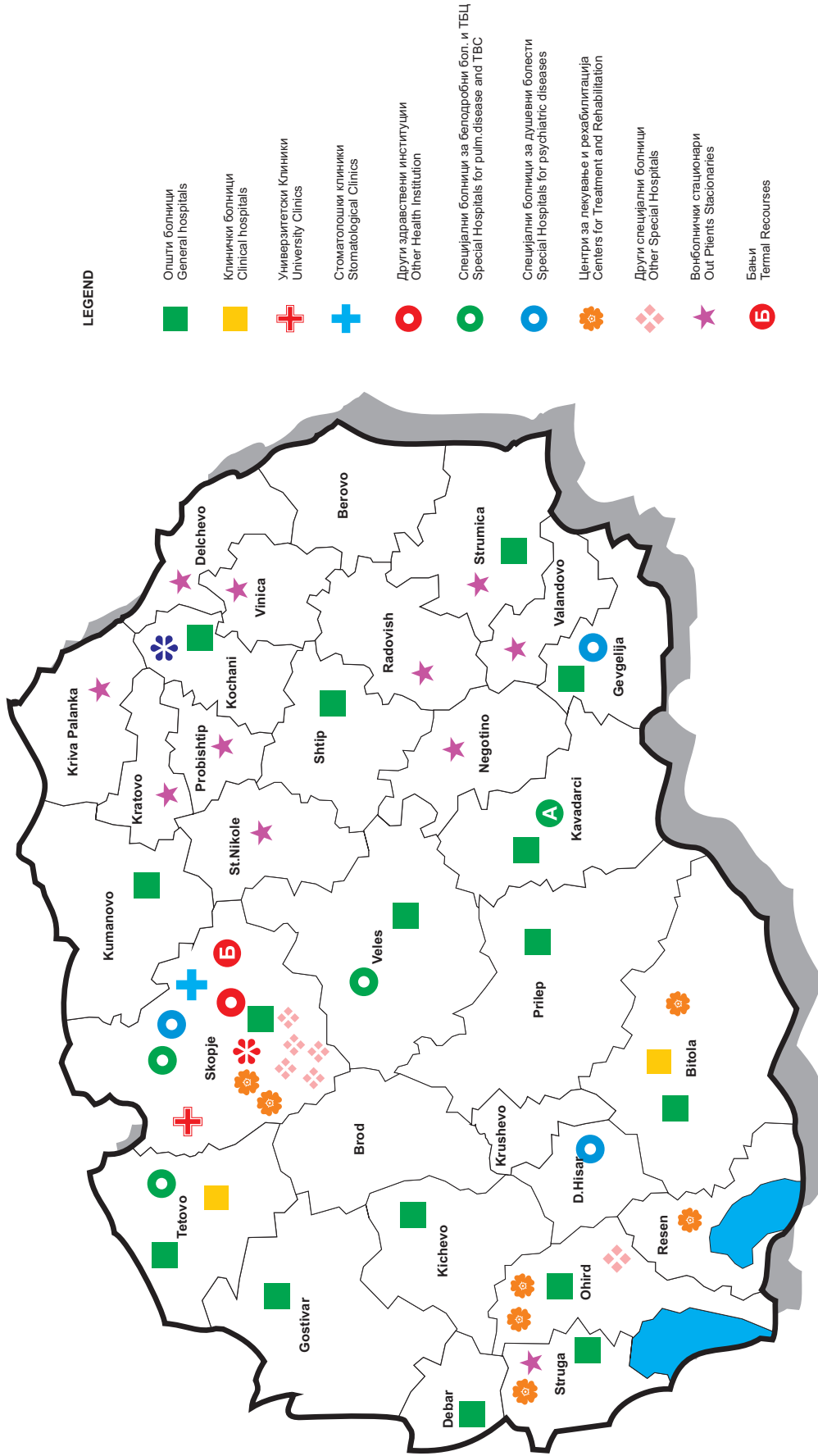
TOTAL NUMBER OF PHYSICIANS BY SPECIALTY IN THE INSTITUTE FOR PUBLIC HEALTH AND CENTERS FOR PUBLIC HEALTH IN REPUBLIC OF NORTH MACEDONIA 2021

INSTITUTES FOR HEALTH PROTECTION	Total physicians	Physicians specialists	Epidemiology	Hygiene	Social medicine	Microbiology	Occupational medicine	General medicine	Medical biochemistry	General surgery	Internal medicine
IHP	40	25	5	5	5	6	3		1		
CHP Bitola	15	9	1	2	1	5					
CHP Veles	16	9	3	3	2	1					
CHP Kochani	11	7	4	1	0	2					
CHP Kumanovo	13	10	4	1	2	2					1
CHP Ohrid	11	9	3	2	1	3					
CHP Prilep	10	8	3	1	1	3					
CHP Skopje	23	15	5	4	2	3				1	
CHP Strumica	6	5	2	1	1	1					
CHP Tetovo	14	9	2	4	1	2					
CHP Shtip	10	3	2	0	0	1					
REPUBLIC N.MACEDONIA	169	109	34	24	16	29	3	0	1	1	1

Source: Institute for Public Health of Republic of North Macedonia

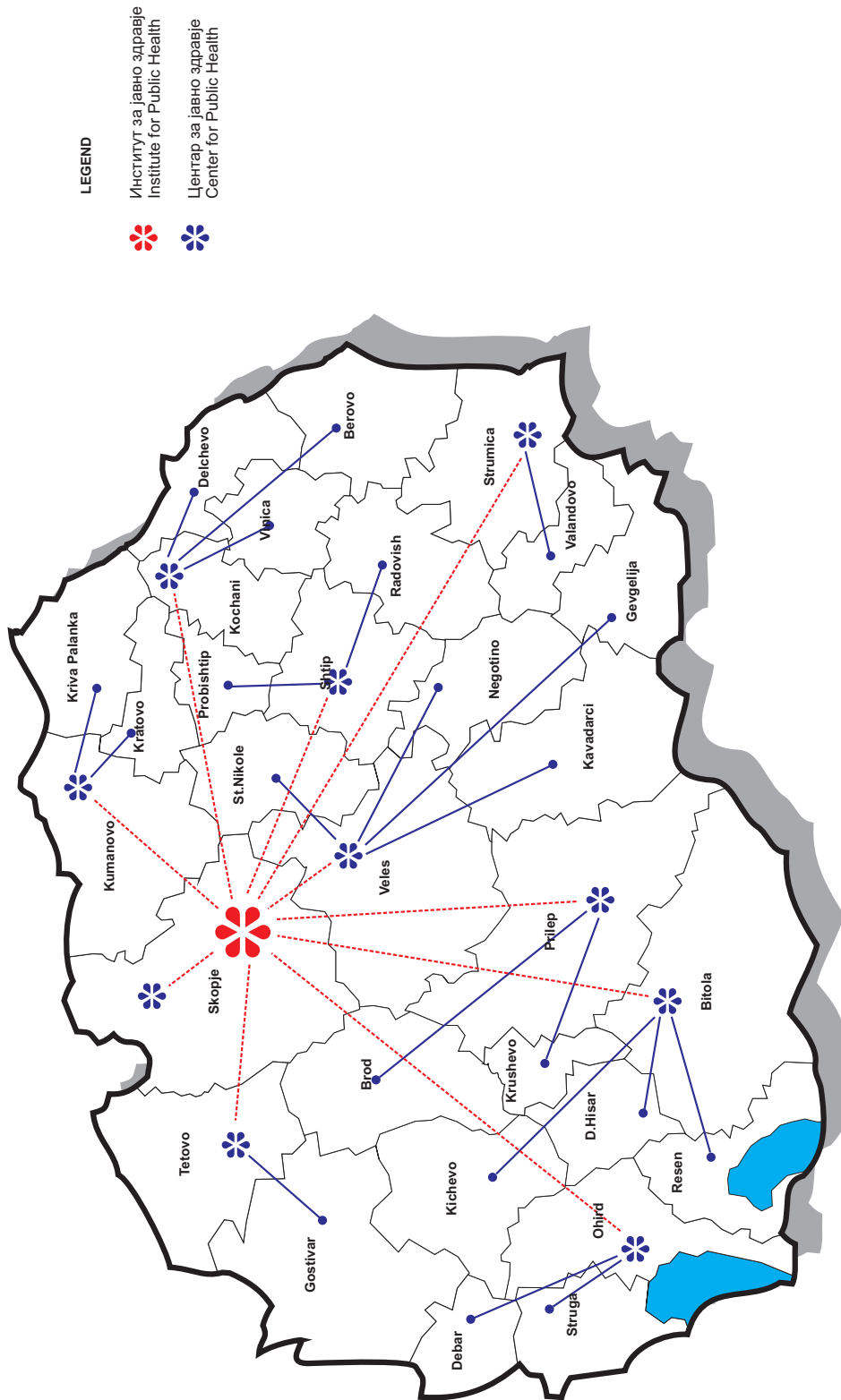
Department of health data and publication

INPATIENT HEALTH INSTITUTIONS IN REPUBLIC OF MACEDONIA



PRIMARY HEALTH CARE

INSTITUTE AND CENTERS FOR PUBLIC HEALTH
IN REPUBLIC OF NORTH MACEDONIA



Source: SSO
Prepare: IPH
Center for statistic health data processing and education
Suzana Dugeva, Borica Andonovi

**HEALTH INSTITUTIONS NETWORK IN PRIMARY
HEALTH CARE IN REPUBLIC OF NORTH MACEDONIA IN 2021**

HEALTH REGIONS	Health stations	Health centers	Out-of-hospital stationary units within health centers
REPUBLIC OF N.MACEDONIA	3	32	6
Berovo	-	2	-
Bitola	1	1	-
M.Brod	-	1	-
Valandovo	-	1	1
Veles	-	1	-
Vinica	-	1	-
Gevgelija	-	1	-
Gostivar	-	2	-
Debar	-	-	-
Delchevo	-	2	-
D.Hisar	-	1	-
Kavadarci	-	-	-
Kichevo	-	1	-
Kochani	-	-	-
Kratovo	-	1	1
Kr.Palanka	-	1	1
Krushevo	-	1	-
Kumanovo	-	1	-
Negotino	-	1	-
Ohrid	-	1	-
Prilep	-	1	-
Probishtip	-	1	1
Radovish	-	1	1
Resen	-	1	-
Sv.Nikole	-	1	1
Skopje	2	2	-
Struga	-	2	-
Strumica	-	1	-
Tetovo	-	1	-
Shtip	-	1	-

Source: Institute for Public Health of Republic of North Macedonia - Skopje
Department of health data and publication

NETWORK OF MEDICAL ORGANIZATIONAL UNITS – LOCATIONS IN PRIMARY AND PREVENTIVE HEALTH CARE IN REPUBLIC OF NORTH MACEDONIA IN 2021

HEALTH REGIONS	General medicine service	Occupational Medicine Service	Health care service for children aged 0-6	Health care service for school children and youth	Health care service for women
REPUBLIC OF N.MACEDONIA	912	15	93	30	128
Berovo	12	0	2	0	5
Bitola	51	2	3	1	6
M.Brod	5	0	1	0	0
Valandovo	5	0	2	1	1
Veles	29	1	2	1	5
Vinica	10	1	8	1	2
Gevgelija	16	0	1	1	5
Gostivar	33	1	3	2	2
Debar	10	0	1	1	2
Delchevo	17	0	2	1	5
D.Hisar	5	0	1	1	2
Kavadarci	29	1	4	2	4
Kichevo	17	0	3	3	4
Kochani	24	0	2	1	1
Kratovo	5	0	2	0	2
Kr.Palanka	10	0	2	1	4
Krushevo	3	0	1	0	0
Kumanovo	51	1	5	1	2
Negotino	9	0	1	0	5
Ohrid	33	0	1	0	1
Prilep	54	1	2	1	1
Probishtip	9	0	3	1	2
Radovish	17	0	3	1	1
Resen	6	0	1	1	1
Sv.Nikole	12	0	1	1	4
Skopje	256	4	18	1	45
Struga	29	0	2	1	3
Strumica	44	0	3	1	8
Tetovo	85	2	9	1	5
Shtip	26	1	4	3	0

Source: Institute for Public Health of Republic of North Macedonia - Skopje
Department of health data and publication

**HEALTH PERSONNEL IN RURAL MEDICAL UNITS
BY HEALTH REGIONS IN REPUBLIC OF NORTH MACEDONIA IN 2021**

HEALTH REGIONS	Physicians		Health personnel with higher and mid-level qualification	Units-locations
	constant	temporary		
REPUBLIC OF N.MACEDONIA	263	0	294	189
Berovo	0	0	0	0
Bitola	8	0	9	8
M. Brod	1	0	1	1
Valandovo	0	0	0	0
Veles	7	0	6	5
Vinica	0	0	0	0
Gevgelija	5	0	5	5
Gostivar	6	0	6	6
Debar	4	0	3	4
Delchevo	6	0	10	4
D.Hisar	0	0	0	0
Kavadarci	23	0	29	12
Kichevo	0	0	0	0
Kochani	2	0	2	2
Kratovo	0	0	0	0
K.Palanka	1	0	1	1
Krushevo	0	0	0	0
Kumanovo	18	0	20	8
Negotino	3	0	3	2
Ohrid	3	0	3	2
Prilep	14	0	15	13
Probishtip	0	0	0	0
Radovish	1	0	1	1
Resen	1	0	1	1
Sv.Nikole	1	0	1	1
Skopje	87	0	96	57
Struga	10	0	15	9
Strumica	20	0	21	17
Tetovo	42	0	46	30
Shtip	0	0	0	0

Source: Institute for Public Health of Republic of North Macedonia - Skopje
Department of health data and publication

RURAL MEDICAL UNITS BY HEALTH REGIONS IN REPUBLIC OF NORTH MACEDONIA IN 2021

HEALTH REGIONS	Units-locations		
	TOTAL	With constant physician	With temporary physician
REPUBLIC OF N.MACEDONIA	192	266	4
Berovo	0	0	0
Bitola	8	9	0
M. Brod	1	1	0
Valandovo	0	0	0
Veles	5	7	0
Vinica	2	2	0
Gevgelija	5	5	0
Gostivar	6	6	0
Debar	4	4	0
Delchevo	4	6	0
D.Hisar	0	0	0
Kavadarci	12	23	0
Kichevo	0	0	0
Kochani	2	2	0
Kratovo	0	0	0
K.Palanka	1	1	0
Krushevo	0	0	0
Kumanovo	8	18	0
Negotino	3	3	0
Ohrid	2	3	0
Prilep	13	14	0
Probishtip	0	0	0
Radovish	1	1	0
Resen	1	1	0
Sv.Nikole	1	1	0
Skopje	57	87	0
Struga	9	10	0
Strumica	17	20	0
Tetovo	30	42	0
Shtip	0	0	0

Source: Institute for Public Health of Republic of North Macedonia - Skopje
 Department of health data and publication

HEALTH WORKERS WITH HIGH LEVEL QUALIFICATION BY HEALTH REGIONS IN PRIMARY HEALTH CARE IN REPUBLIC OF NORTH MACEDONIA IN 2021

HEALTH REGIONS	PERSONNEL				
	Number of inhabitants*	Physicians		Dentists	Pharmacists
		Total	Specialists		
REPUBLIC OF N.MACEDONIA	2076217	1889	643	1364	1085
Berovo	17088	26	8	11	12
Bitola	99431	112	30	118	112
M.Brod	10915	25	5	8	4
Valandovo	11597	13	5	7	7
Veles	65528	63	22	48	40
Vinica	19117	26	12	16	10
Gevgelija	33745	29	14	15	13
Gostivar	120155	33	12	12	23
Debar	28186	13	7	3	10
Delchevo	22932	29	9	18	14
D.Hisar	7804	12	3	5	4
Kavadarci	42537	63	18	41	13
Kichevo	5638	48	13	10	19
Kochani	46762	41	26	37	37
Kratovo	8901	13	3	8	4
Kr.Palanka	23123	11	8	5	8
Krushevo	9227	8	0	6	3
Kumanovo	143548	118	23	19	74
Negotino	23051	21	5	7	8
Ohrid	54771	55	63	59	58
Prilep	93253	99	33	109	62
Probishtip	14679	22	7	11	8
Radovish	32528	32	5	18	12
Resen	16037	8	4	5	13
Sv.Nikole	19790	23	5	10	4
Skopje	633764	519	175	514	283
Struga	68408	64	12	40	50
Strumica	94461	108	21	66	36
Tetovo	202361	167	60	88	98
Shtip	52464	88	35	50	46

*Source: State Statistical Office

Source: Institute for Public Health of Republic of North Macedonia - Skopje
Department of health data and publication

**HEALTH WORKERS WITH HIGHER-LEVEL, MID-LEVEL AND LOW-LEVEL
QUALIFICATION IN PRIMARY HEALTH CARE IN REPUBLIC OF NORTH MACEDONIA
IN 2021**

HEALTH REGIONS	PERSONNEL				Units- locations
	HEALTH WORKERS				
	Висока CC	Higher-level qualification	Mid-level education	Low-level education	
REPUBLIC OF N.MACEDONIA	123	393	4780	0	2553
Berovo	5	19	40	0	31
Bitola	4	23	293	0	195
M.Brod	0	2	15	0	5
Valandovo	14	0	169	0	88
Veles	0	7	155	0	98
Vinica	2	17	41	0	38
Gevgelija	0	1	65	0	33
Gostivar	1	4	135	0	67
Debar	0	3	36	0	19
Delchevo	0	4	67	0	43
D.Hisar	3	0	28	0	31
Kavadarci	0	12	156	0	77
Kichevo	5	0	98	0	51
Kochani	2	45	118	0	74
Kratovo	0	11	29	0	18
Kr.Palanka	2	15	39	0	26
Krushevo	0	0	27	0	12
Kumanovo	14	77	295	0	164
Negotino	0	7	39	0	18
Ohrid	14	0	169	0	88
Prilep	27	22	294	0	182
Probishtip	4	1	46	0	27
Radovish	0	3	73	0	41
Resen	0	2	28	0	17
Sv.Nikole	1	3	40	0	26
Skopje	14	81	1295	0	587
Struga	5	2	173	0	81
Strumica	3	7	235	0	104
Tetovo	0	14	424	0	218
Shtip	3	11	158	0	94

* Stomatological Health Care Included

Source: Institute for Public Health of Republic of North Macedonia - Skopje
Department of health data and publication

**MEDICAL AND NON-MEDICAL WORKERS IN HEALTH STATIONS
IN REPUBLIC OF NORTH MACEDONIA IN 2021**

HEALTH STATIONS	Total	Medical workers	Non-medical workers		Units-locations
			Total	% of all workers	
REPUBLIC OF N.MACEDONIA	238	198	40	16,8	4
Shutter Bitola - Bitola	2	2	0	0,0	1
H.S. Zelezara - Skopje	58	53	5	8,6	1
H.S. within University "St. Cyril and Methodius - Skopje	21	16	5	23,8	1
Food and Veterinary Agency Skopje	157	127	30	19,1	1

Source: Institute for Public Health of Republic of North Macedonia - Skopje
Department of health data and publication

**MEDICAL AND NON-MEDICAL WORKERS IN HEALTH CENTERS
IN REPUBLIC OF NORTH MACEDONIA IN 2021**

HEALTH REGIONS	Total	Medical workers	Non-medical workers	
			Total	% of all workers
REPUBLIC OF N.MACEDONIA	4226	3199	1027	24,3
Berovo	41	30	11	26,8
Pehcevo	26	26	0	0,0
Bitola	208	160	48	23,1
Makedonski Brod	62	43	19	30,6
Valandovo	61	41	20	32,8
Veles	113	70	43	38,1
Vinica	71	53	18	25,4
Gevgelija	58	51	7	12,1
Gostivar	160	123	37	23,1
Mavrovo and Rostusha	34	21	13	38,2
Debar	0	0	0	0,0
Delchevo	70	52	18	25,7
Makedonska Kamenica	32	24	8	25,0
Demir Hisar	68	47	21	30,9
Kavadarci	0	0	0	0,0
Kichevo	106	87	19	17,9
Kochani	0	0	0	0,0
Kratovo	62	41	21	33,9
Kriva Palanka	133	91	42	31,6
Krushevo	54	37	17	31,5
Kumanovo	260	191	69	26,5
Negotino	116	83	33	28,4
Ohrid	149	105	44	29,5
Prilep	224	169	55	24,6
Probishtip	65	47	18	27,7
Radovish	62	62	0	0,0
Resen	97	74	23	23,7
Sveti Nikole	55	47	8	14,5
Health center - Skopje	1168	917	251	21,5
Health center „Zeleznicar“-Skopje	59	45	14	23,7
Struga	90	66	24	26,7
Vevshani	88	68	20	22,7
Strumica	122	95	27	22,1
Tetovo	216	160	56	25,9
Shtip	96	73	23	24,0

Source: Institute for Public Health of Republic of North Macedonia - Skopje

Department of health data and publication

**HEALTH WORKERS IN PRIMARY HEALTH CARE IN REPUBLIC OF NORTH MACEDONIA
IN 2021**

HEALTH REGIONS	Inhabitants per	
	Physician	Dentist
REPUBLIC OF N.MACEDONIA	55419,7	84872,1
Berovo	1005,2	20,3
Bitola	1325,7	842,6
M.Brod	1212,8	1364,4
Valandovo	1449,6	11597,0
Veles	1638,2	1365,2
Vinica	1470,5	1194,8
Gevgelija	2249,7	2249,7
Gostivar	5721,7	10012,9
Debar	4697,7	9395,3
Delchevo	1146,6	1274,0
D.Hisar	975,5	1560,8
Kavadarci	945,3	1037,5
Kichevo	1878,9	5636,8
Kochani	3597,1	1263,8
Kratovo	890,1	1112,6
Kr.Palanka	1778,7	4624,6
Krushevo	1537,8	1537,8
Kumanovo	1577,5	7555,2
Negotino	1536,7	3293,0
Ohrid	1610,9	928,3
Prilep	1504,1	871,5
Probishtip	1467,9	1334,5
Radovish	1301,1	1807,1
Resen	4009,3	3207,4
Sv.Nikole	1236,9	1979,0
Skopje	1944,1	1125,7
Struga	1554,7	1900,2
Strumica	1098,4	1431,2
Tetovo	1891,2	2299,6
Shtip	1165,9	1049,3

Source: Institute for Public Health of Republic of North Macedonia - Skopje
Department of health data and publication

HEALTH WORKERS IN PRIMARY HEALTH CARE BY HEALTH CARE SERVICES IN REPUBLIC OF NORTH MACEDONIA IN 2021

HEALTH CARE SERVICES	Number of inhabitants*	PERSONNEL			
		Total	Physicians		Dentists
			Specialists	Pharmacists	
REPUBLIC OF N.MACEDONIA	2072531	1931	612	1346	1109
General practice	1620708	1558	357		
Occupational health services	1620708	28	20		
Health care of children	152209	133	58		
Health care of school children and youth	299614	65	31		
Health care of women	816771	147	146		
Polyvalent patronage					
Dental health services	2072531			1346	
Pharmacy	2072531				1109
Out-of-hospital stationary units					

*State Statistical Office

 Source: Institute for Public Health of Republic of North Macedonia - Skopje
 Department of health data and publication

HEALTH WORKERS IN PRIMARY HEALTH CARE BY HEALTH CARE SERVICES IN REPUBLIC OF NORTH MACEDONIA IN 2021

HEALTH CARE SERVICES	PERSONNEL				
	HEALTH WORKERS				Units-location
	High PE	High-level qualification	Mid-level education	Low-level education	
REPUBLIC OF N.MACEDONIA	118	370	4562	10	2479
General practice	63	86	1656	10	912
Occupational health services		4	30	0	9
Health care of children	22	12	202		93
Health care of school children and youth	8	0	83		30
Health care of women	11	1	145	0	128
Polyvalent patronage	8	8	180		
Dental Health Services	0	257	943		794
Pharmacy	6	2	1323		513
Out-of-hospital stationary units					

Source: Institute for Public Health of Republic of North Macedonia - Skopje
Department of health data and publication

**HEALTH WORKERS IN GENERAL PRACTICE SERVICES BY HEALTH REGIONS
IN REPUBLIC OF NORTH MACEDONIA IN 2021**

HEALTH REGIONS	PHYSICIANS			Health workers with Higher-level and Mid-level qualification		
	TOTAL	Specialists	Rural	TOTAL	Rural	Per 1 physician
REPUBLIC OF N.MACEDONIA	1513	339	264	1804	301	1,2
Berovo	22	5	0	31	0	1,4
Bitola	79	16	8	80	9	1,0
M.Brod	16	3	1	17	1	1,1
Valandovo	10	3	0	6	0	0,6
Veles	48	10	7	58	6	1,2
Vinica	20	9	2	25	0	1,3
Gevgelija	24	9	5	32	5	1,3
Gostivar	43	1	6	51	14	1,2
Debar	10	5	4	23	3	2,3
Delchevo	25	5	6	39	10	1,6
D.Hisar	11	0	0	15	0	1,4
Kavadarci	60	17	23	76	29	1,3
Kichevo	37	4	0	49	0	1,3
Kochani	36	22	2	44	2	1,2
Kratovo	12	0	0	16	0	1,3
Kr.Palanka	19	6	1	19	1	1,0
Krushevo	8	0	0	14	0	1,8
Kumanovo	102	14	18	113	20	1,1
Negotino	18	2	3	27	3	1,5
Ohrid	55	20	3	63	3	1,1
Prilep	86	23	14	112	15	1,3
Probishtip	18	0	0	19	0	1,1
Radovish	26	0	1	28	1	1,1
Resen	6	0	0	6	0	1,0
Sv.Nikole	18	2	1	21	1	1,2
Skopje	412	96	87	413	96	1,0
Struga	51	4	10	78	15	1,5
Strumica	93	10	20	114	21	1,2
Tetovo	132	41	42	154	46	1,2
Shtip	61	17	0	61	0	1,0

Source: Institute for Public Health of Republic of North Macedonia - Skopje
Department of health data and publication

**HEALTH WORKERS IN CHILDREN HEALTH SERVICES
IN REPUBLIC OF NORTH MACEDONIA IN 2021**

HEALTH REGIONS	PHYSICIANS		Health workers with Higher-level and Mid-level qualification	
	TOTAL	Specialists	TOTAL	Per 1 physician
REPUBLIC OF N.MACEDONIA	133	58	214	1,6
Berovo	2	1	2	1,0
Bitola	9	2	5	0,6
M.Brod	1	0	1	1,0
Valandovo	1	0	2	2,0
Veles	4	3	5	1,3
Vinica	0	0	0	0,0
Gevgelija	1	1	2	2,0
Gostivar	5	2	23	4,6
Debar	0	0	3	0,0
Delchevo	1	1	2	2,0
D.Hisar	2	1	1	0,5
Kavadarci	2	0	4	2,0
Kichevo	0	0	0	0,0
Kochani	1	0	3	3,0
Kratovo	0	0	1	0,0
Kr.Palanka	0	0	0	0,0
Krushevo	0	0	0	0,0
Kumanovo	10	3	16	1,6
Negotino	1	1	0	0,0
Ohrid	3	1	5	1,7
Prilep	2	2	10	5,0
Probishtip	2	2	1	0,5
Radovish	3	3	6	2,0
Resen	1	0	1	1,0
Sv.Nikole	1	1	1	1,0
Skopje	41	19	50	1,2
Struga	4	0	7	1,8
Strumica	5	5	9	1,8
Tetovo	21	8	44	2,1
Shtip	10	2	10	1,0

Source: Institute for Public Health of Republic of North Macedonia - Skopje
Department of health data and publication

**HEALTH WORKERS IN SCHOOL CHILDREN AND YOUTH HEALTH SERVICES
IN REPUBLIC OF NORTH MACEDONIA IN 2021**

HEALTH REGIONS	PHYSICIANS		Health workers with Higher-level and Mid-level qualification	
	TOTAL	Specialists	TOTAL	Per 1 physician
REPUBLIC OF N.MACEDONIA	65	31	91	1,4
Berovo	0	0	0	0,0
Bitola	7	1	6	0,9
M.Brod	0	0	0	0,0
Valandovo	1	1	1	1,0
Veles	4	2	4	1,0
Vinica	3	1	1	0,3
Gevgelija	1	1	1	1,0
Gostivar	3	0	4	1,3
Debar	1	0	2	2,0
Delchevo	1	1	1	1,0
D.Hisar	1	1	1	0,0
Kavadarci	3	3	4	1,3
Kichevo	3	3	7	2,3
Kochani	0	0	1	0,0
Kratovo	0	0	0	0,0
Kr.Palanka	0	0	2	0,0
Krushevo	0	0	0	0,0
Kumanovo	1	0	4	4,0
Negotino	0	0	0	0,0
Ohrid	0	0	0	0,0
Prilep	5	2	10	2,0
Probishtip	1	1	1	0,0
Radovish	3	1	2	0,7
Resen	0	0	1	0,0
Sv.Nikole	1	1	1	1,0
Skopje	12	6	18	1,5
Struga	4	3	2	0,5
Strumica	4	0	4	1,0
Tetovo	4	1	8	2,0
Shtip	2	2	5	2,5

Source: Institute for Public Health of Republic of North Macedonia - Skopje
Department of health data and publication

**HEALTH WORKERS IN WOMEN HEALTH SERVICES
IN REPUBLIC OF NORTH MACEDONIA IN 2021**

HEALTH REGIONS	PHYSICIANS		Health workers with Higher-level and Mid-level qualification	
	TOTAL	Specialists	TOTAL	Per 1 physician
REPUBLIC OF N.MACEDONIA	147	146	157	1,1
Berovo	2	2	2	1,0
Bitola	8	8	10	1,3
M.Brod	0	0	0	0,0
Valandovo	1	1	1	0,0
Veles	5	5	5	1,0
Vinica	2	1	2	0,0
Gevgelija	3	3	3	1,0
Gostivar	4	4	4	1,0
Debar	2	2	2	0,0
Delchevo	2	2	2	1,0
D.Hisar	0	0	0	0,0
Kavadarci	5	5	4	0,8
Kichevo	6	6	5	0,8
Kochani	4	4	5	1,3
Kratovo	1	1	1	1,0
Kr.Palanka	2	2	2	1,0
Krushevo	0	0	0	0,0
Kumanovo	5	5	5	1,0
Negotino	2	2	2	1,0
Ohrid	5	5	5	1,0
Prilep	4	4	6	1,5
Probishtip	1	1	1	1,0
Radovish	2	2	2	1,0
Resen	1	1	1	1,0
Sv.Nikole	1	1	1	1,0
Skopje	54	54	55	1,0
Struga	5	5	5	1,0
Strumica	2	2	2	0,0
Tetovo	8	8	16	2,0
Shtip	10	10	8	0,8

Source: Institute for Public Health of Republic of North Macedonia - Skopje
Department of health data and publication

**HEALTH WORKERS IN POLYVALENT PATRONAGE
IN REPUBLIC OF NORTH MACEDONIA IN 2021**

HEALTH REGIONS	PATRONAGE NURSES			
	TOTAL	With higher qualification	With mid-level qualification	Inhabitants per 1 patronage nurse
REPUBLIC OF N.MACEDONIA	280	35	245	6559,7
Berovo	5	0	5	2974,6
Bitola	12	3	9	7757,9
M.Brod	5	1	4	2022,2
Valandovo	2	0	2	5254,0
Veles	7	2	5	8519,7
Vinica	2	1	1	7237,5
Gevgelija	6	0	6	5334,2
Gostivar	21	1	20	4031,1
Debar	5	0	5	3826,4
Delchevo	5	0	5	4004,8
D.Hisar	2	0	2	3630,0
Kavadarci	7	2	5	5647,0
Kichevo	12	3	9	3305,8
Kochani	7	0	7	5594,1
Kratovo	2	0	2	3772,5
Kr.Palanka	3	0	3	7174,7
Krushevo	2	0	2	4192,5
Kumanovo	19	0	19	6521,7
Negotino	6	1	5	3661,8
Ohrid	8	4	4	6893,4
Prilep	16	1	15	5457,4
Probishtip	1	0	1	13417,0
Radovish	5	0	5	5369,4
Resen	6	2	4	2395,5
Sv.Nikole	3	1	2	5861,3
Skopje	70	10	60	8671,5
Struga	11	2	9	4849,0
Strumica	11	0	11	7184,3
Tetovo	11	1	10	15172,5
Shtip	8	0	8	6035,8

Source: Institute for Public Health of Republic of North Macedonia - Skopje
Department of health data and publication

**HEALTH WORKERS DENTAL HEALTH SERVICES
IN REPUBLIC OF NORTH MACEDONIA IN 2021**

HEALTH REGIONS	DENTISTS		Health workers with Higher- level and Mid-level qualification	
	TOTAL	Specialists	TOTAL	Per 1 dentist
REPUBLIC OF N.MACEDONIA	1211	367	1078	0,9
Berovo	11	0	13	1,2
Bitola	118	26	118	1,0
M.Brod	8	1	6	0,8
Valandovo	1	1	1	1,0
Veles	48	8	47	1,0
Vinica	16	0	15	0,9
Gevgelija	15	3	14	0,9
Gostivar	12	2	12	1,0
Debar	3	0	3	1,0
Delchevo	18	0	11	0,6
D.Hisar	5	2	5	1,0
Kavadarci	41	14	41	1,0
Kichevo	10	2	11	1,1
Kochani	37	0	59	1,6
Kratovo	8	3	15	1,9
Kr.Palanka	5	0	18	3,6
Krushevo	6	1	6	1,0
Kumanovo	54	0	76	1,4
Negotino	7	3	7	1,0
Ohrid	59	2	1	0,0
Prilep	109	17	103	0,9
Probishtip	11	4	10	0,9
Radovish	18	0	16	0,9
Resen	5	0	5	0,0
Sv.Nikole	10	2	10	1,0
Skopje	514	247	312	0,6
Struga	36	1	1	0,0
Strumica	66	1	10	0,2
Tetovo	88	11	89	1,0
Shtip	50	16	43	0,9

Source: Institute for Public Health of Republic of North Macedonia - Skopje
Department of health data and publication

VISITS IN PRIMARY HEALTH CARE IN REPUBLIC OF NORTH MACEDONIA IN 2021

HEALTH REGIONS	Number of visits	Per 1000 inhabitants
REPUBLIC OF N.MACEDONIA	8560680	156434,2
Berovo	117319	6865,6
Bitola	649134	6528,5
M.Brod	39509	3619,7
Valandovo	48381	4171,9
Veles	591896	9032,7
Vinica	147722	7727,3
Gevgelija	202233	5993,0
Gostivar	313077	2605,6
Debar	73619	2611,9
Delchevo	123028	5364,9
D.Hisar	35143	4503,2
Kavadarci	389282	9151,6
Kichevo	157156	2788,0
Kochani	270274	5779,8
Kratovo	68219	7664,2
Kr.Palanka	156666	6775,3
Krushevo	40961	4439,3
Kumanovo	415331	2893,3
Negotino	167105	7249,4
Ohrid	36251	661,9
Prilep	626293	6716,1
Probishtip	109851	7483,5
Radovish	182500	5610,6
Resen	49547	3089,5
Sv.Nikole	136479	6896,4
Skopje	1704424	2689,4
Struga	29942	437,7
Strumica	588787	6233,1
Tetovo	703706	3477,5
Shtip	386845	7373,5

Source: Institute for Public Health of Republic of North Macedonia - Skopje
 Department of health data and publication

**VISITS AT GENERAL PRACTICE PHYSICIAN'S OFFICE
IN REPUBLIC OF NORTH MACEDONIA IN 2021**

HEALTH REGIONS	Visits at physician's office		Number of revisits per 1 initial visit	Dally visits per 1 physician
	Total	Initial visits		
REPUBLIC OF N.MACEDONIA	9732211	3960910	1,5	24,2
Berovo	104992	30319	2,5	15,6
Bitola	518202	182223	1,8	21,3
M.Brod	35315	28520	0,2	8,4
Valandovo	37729	12869	1,9	15,0
Veles	496734	183547	1,7	30,6
Vinica	130088	39071	2,3	22,1
Gevgelija	177025	66170	1,7	24,3
Gostivar	239773	113370	1,1	20,9
Debar	55898	28289	1,0	22,2
Delchevo	109055	31855	2,4	15,6
D.Hisar	31517	15208	1,1	8,0
Kavadarci	325935	147681	1,2	33,3
Kichevo	180202	92655	0,9	17,9
Kochani	275996	69467	3,0	24,6
Kratovo	74411	10482	6,1	22,1
Kr.Palanka	125450	57165	1,2	17,9
Krushevo	43807	11838	2,7	19,6
Kumanovo	545727	195401	1,8	23,8
Negotino	186975	62705	2,0	37,1
Ohrid	96722	57705	0,7	8,2
Prilep	612463	156494	2,9	19,9
Probishtip	86157	34006	1,5	16,2
Radovish	197302	79959	1,5	24,3
Resen	73465	31353	1,3	20,2
Sv.Nikole	159141	29938	4,3	27,1
Skopje	2490427	1243669	1,0	25,4
Struga	550885	39017	13,1	131,2
Strumica	570579	232817	1,5	24,6
Tetovo	590273	503983	0,2	15,9
Shtip	609966	173134	2,5	55,9

Source: Institute for Public Health of Republic of North Macedonia - Skopje
Department of health data and publication

VISITS AT CHILDREN HEALTH SERVICES PHYSICIAN'S OFFICE IN REPUBLIC OF NORTH MACEDONIA IN 2021

HEALTH REGIONS	Visits at physician's office		Number of revisits per 1 initial visit	Dally visits per 1 physician
	Total	Initial visits		
REPUBLIC OF N.MACEDONIA	696566	508531	0,4	18,7
Berovo	3551	2510	0,4	6,3
Bitola	50772	28357	0,8	20,1
M.Brod	1446	1075	0,3	5,2
Valandovo	1841	1353	0,4	6,6
Veles	27440	15965	0,7	24,5
Vinica	5972	2791	1,1	0,0
Gevgelija	9178	6030	0,5	32,8
Gostivar	17966	13136	0,4	12,8
Debar	2466	2270	0,1	0,0
Delchevo	4864	2367	1,1	17,4
D.Hisar	1480	1254	0,2	2,6
Kavadarci	27867	16394	0,7	49,8
Kichevo	23356	9208	1,5	0,0
Kochani	17019	9440	0,8	60,8
Kratovo	1942	780	1,5	0,0
Kr.Palanka	4893	3161	0,5	0,0
Krushevo	235	83	1,8	0,0
Kumanovo	44706	27845	0,6	16,0
Negotino	9918	3925	1,5	35,4
Ohrid	21690	15942	0,4	25,8
Prilep	41030	21288	0,9	73,3
Probishtip	4981	3378	0,5	8,9
Radovish	25587	17147	0,5	30,5
Resen	4109	2704	0,5	14,7
Sv.Nikole	6085	3154	0,9	21,7
Skopje	165687	165629	0,0	14,4
Struga	10608	9651	0,1	9,5
Strumica	55752	33274	0,7	39,8
Tetovo	68911	68892	0,0	11,7
Shtip	35214	19528	0,8	12,6

Source: Institute for Public Health of Republic of North Macedonia - Skopje
Department of health data and publication

**VISITS AT SCHOOL CHILDREN AND YOUTH HEALTH SERVICES PHYSICIAN'S OFFICE
IN REPUBLIC OF NORTH MACEDONIA IN 2021**

HEALTH REGIONS	Visits at physician's office		Number of revisits per 1 initial visit	Dally visits per 1 physician
	Total	Initial visits		
REPUBLIC OF N.MACEDONIA	791915	497860	0,6	43,5
Berovo	2274	1767	0,3	0,0
Bitola	38602	20593	0,9	19,7
M.Brod	2748	1703	0,6	0,0
Valandovo	3213	2464	0,3	11,5
Veles	33491	21102	0,6	29,9
Vinica	5927	2663	1,2	0,0
Gevgelija	10184	6886	0,5	36,4
Gostivar	33292	21351	0,6	39,6
Debar	10603	7766	0,0	0,0
Delchevo	4076	2388	0,7	14,6
D.Hisar	3685	2246	0,6	0,0
Kavadarci	21576	13951	0,5	25,7
Kichevo	36355	11391	2,2	43,3
Kochani	15684	9149	0,7	0,0
Kratovo	3503	1192	1,9	0,0
Kr.Palanka	9306	6383	0,5	0,0
Krushevo	3069	981	2,1	0,0
Kumanovo	17920	10327	0,7	64,0
Negotino	16178	7573	1,1	0,0
Ohrid	8080	3982	1,0	0,0
Prilep	31917	14483	1,2	22,8
Probishtip	5814	3988	0,5	0,0
Radovish	17750	11147	0,6	21,1
Resen	14865	5209	1,9	0,0
Sv.Nikole	7587	3774	1,0	27,1
Skopje	255822	156586	0,6	76,1
Struga	9146	5404	0,7	8,2
Strumica	48369	34282	0,4	43,2
Tetovo	90016	88641	0,0	80,4
Shtip	30863	18488	0,7	55,1

Source: Institute for Public Health of Republic of North Macedonia - Skopje
Department of health data and publication

**VISITS AT WOMEN HEALTH SERVICES PHYSICIAN'S OFFICE
IN REPUBLIC OF NORTH MACEDONIA IN 2021**

HEALTH REGIONS	Visits at physician's office		Number of revisits per 1 initial visit	Dally visits per 1 physician
	Total	Initial visits		
REPUBLIC OF N.MACEDONIA	280656	144716	0,9	6,8
Berovo	3894	3612	0,1	7,0
Bitola	11923	4225	1,8	5,3
M.Brod	0	0	0,0	0,0
Valandovo	3074	1452	1,1	11,0
Veles	14737	6941	1,1	10,5
Vinica	3075	1791	0,7	5,5
Gevgelija	3380	513	5,6	4,0
Gostivar	10459	929	10,3	9,3
Debar	2188	1654	0,0	3,9
Delchevo	2410	1600	0,5	4,3
D.Hisar	0	0	0,0	0,0
Kavadarci	14871	8232	0,8	10,6
Kichevo	8748	4455	1,0	5,2
Kochani	10082	6477	0,6	9,0
Kratovo	502	409	0,2	1,8
Kr.Palanka	2716	1519	0,8	4,9
Krushevo	0	0	0,0	0,0
Kumanovo	13247	4735	1,8	9,5
Negotino	2843	2082	0,0	5,1
Ohrid	4826	2921	0,7	3,4
Prilep	12815	5818	1,2	11,4
Probishtip	1335	813	0,6	4,8
Radovish	6109	4421	0,4	10,9
Resen	2073	1535	0,4	7,4
Sv.Nikole	2701	869	2,1	9,6
Skopje	109054	57238	0,9	7,2
Struga	4061	1632	1,5	2,9
Strumica	6339	4190	0,5	11,3
Tetovo	9817	8337	0,2	4,4
Shtip	13377	6316	1,1	4,8

Source: Institute for Public Health of Republic of North Macedonia - Skopje
Department of health data and publication

SECONDARY HEALTH CARE

NETWORK OF HEALTH INSTITUTIONS IN SECONDARY HEALTH CARE IN REPUBLIC OF NORTH MACEDONIA IN 2021

HEALTH REGIONS	General hospitals	Clinical hospitals	Institutes for health protection	Rehabilitation and treatment centers	Special hospitals for pulmonary diseases and TB	Special hospitals for psychiatric diseases	Other special hospitals
REPUBLIC OF N. MACEDONIA	15	5	10	6	2	3	6
Bitola	0	1	1	1	0	0	1
M.Brod	0	0	0	0	0	0	0
Valandovo	0	0	0	0	0	0	0
Veles	1	0	1	0	1	0	0
Vinica	0	0	0	0	0	0	0
Gevgelija	1	0	0	0	0	1	0
Gostivar	1	0	0	0	0	0	0
Debar	1	0	0	0	0	0	0
Delchevo	0	0	0	0	0	0	0
D.Hisar	0	0	0	0	0	1	0
Kavadarci	1	0	0	0	0	0	0
Kichevo	1	0	0	0	0	0	0
Kochani	1	0	1	0	0	0	0
Kratovo	0	0	0	0	0	0	0
Kr.Palanka	0	0	0	0	0	0	0
Krushevo	0	0	0	0	0	0	0
Kumanovo	1	0	1	0	0	0	0
Negotino	0	0	0	0	0	0	0
Ohrid	1	0	1	1	0	0	1
Prilep	1	0	1	0	0	0	0
Probishtip	0	0	0	0	0	0	0
Radovish	0	0	0	0	0	0	0
Resen	0	0	0	1	0	0	0
Sv.Nikole	0	0	0	0	0	0	0
Skopje	2	2	1	2	0	1	4
Struga	1	0	0	1	0	0	0
Strumica	1	0	1	0	0	0	0
Tetovo	1	1	1	0	1	0	0
Shtip	0	1	1	0	0	0	0

Source: Institute for Public Health of Republic of North Macedonia - Skopje
Department of health data and publication

**HEALTH WORKERS IN SPECIALIST-CONSULTANCY PRACTICE
IN SECONDARY HEALTH CARE IN REPUBLIC OF NORTH MACEDONIA IN 2021**

HEALTH REGIONS	UNITS LOCATIONS	PHYSICIANS		Health workers with Higher-level and Mid-level qualification	
		TOTAL	Specialists	TOTAL	Per 1 physician
REPUBLIC OF N.MACEDONIA	521	962	776	1660	1,7
Berovo	6	6	5	7	1,2
Bitola	48	75	65	126	1,7
M.Brod	2	1	1	3	3,0
Valandovo	2	3	2	3	1,0
Veles	19	19	17	26	1,4
Vinica	5	7	5	5	0,7
Gevgelija	14	13	12	26	2,0
Gostivar	18	60	29	124	2,1
Debar	10	15	10	17	1,1
Delchevo	10	16	9	21	1,3
D.Hisar	5	6	5	7	1,2
Kavadarci	20	16	12	34	2,1
Kichevo	13	25	16	35	1,4
Kochani	20	29	18	44	1,5
Kratovo	4	5	3	4	0,8
Kr.Palanka	6	5	5	12	2,4
Krushevo	2	2	2	3	1,5
Kumanovo	24	53	42	119	2,2
Negotino	7	10	7	16	1,6
Ohrid	15	42	41	95	2,3
Prilep	24	30	23	74	2,5
Probishtip	4	7	3	6	0,9
Radovish	7	10	8	8	0,8
Resen	9	15	11	18	1,2
Sv.Nikole	3	5	4	7	1,4
Skopje	134	313	280	525	1,7
Struga	16	26	21	51	2,0
Strumica	24	49	37	92	1,9
Tetovo	31	69	59	105	1,5
Shtip	19	30	24	47	1,6

Source: Institute for Public Health of Republic of North Macedonia - Skopje
Department of health data and publication

**HEALTH WORKERS IN SERVICES FOR PULMONARY DISEASES
AND TUBERCULOSIS IN REPUBLIC OF NORTH MACEDONIA IN 2021**

HEALTH REGIONS	PHYSICIANS		Health workers with Higher-level and Mid-level qualification
	TOTAL	Specialists	TOTAL
REPUBLIC OF N.MACEDONIA	9	7	15
Berovo	0	0	0
Bitola	0	0	0
M.Brod	0	0	0
Valandovo	0	0	0
Veles	0	0	0
Vinica	0	0	0
Gevgelija	0	0	0
Gostivar	4	3	6
Debar	0	0	0
Delchevo	0	0	0
D.Hisar	0	0	0
Kavadarci	0	0	0
Kichevo	0	0	0
Kochani	0	0	0
Kratovo	0	0	0
Kr.Palanka	0	0	0
Krushevo	0	0	0
Kumanovo	0	0	0
Negotino	0	0	0
Ohrid	0	0	0
Prilep	0	0	0
Probishtip	1	1	1
Radovish	0	0	0
Resen	0	0	0
Sv.Nikole	0	0	0
Skopje	1	1	2
Struga	0	0	0
Strumica	0	0	0
Tetovo	3	2	6
Shtip	0	0	0

Source: Institute for Public Health of Republic of North Macedonia - Skopje
Department of health data and publication

**HEALTH WORKERS IN SERVICES FOR MEDICAL REHABILITATION
IN SECONDARY HEALTH CARE IN REPUBLIC OF NORTH MACEDONIA IN 2021**

HEALTH REGIONS	UNITS LOCATIONS	PHYSICIANS		Health workers with Higher-level and Mid-level qualification	
		TOTAL	Specialists	TOTAL	Per 1 physician
REPUBLIC OF N.MACEDONIA	39	66	47	189	2,9
Berovo	0	0	0	0	0,0
Bitola	2	2	2	9	4,5
M. Brod	0	0	0	0	0,0
Valandovo	1	1	0	2	2,0
Veles	1	2	2	10	5,0
Vinica	0	0	0	0	0,0
Gevgelija	1	1	1	13	13,0
Gostivar	1	0	0	19	0,0
Debar	0	0	0	0	0,0
Delchevo	0	0	0	0	0,0
Demir Hisar	0	0	0	0	0,0
Kavadarci	1	2	2	3	1,5
Kichevo	0	0	0	0	0,0
Kochani	2	2	1	5	2,5
Kratovo	1	1	1	1	1,0
Kr.Palanka	1	1	1	2	2,0
Krushevo	1	0	0	1	0,0
Kumanovo	1	4	1	7	1,8
Negotino	1	2	1	2	1,0
Ohrid	3	1	1	5	5,0
Prilep	1	3	3	12	4,0
Probishtip	0	0	0	0	0,0
Radovish	0	0	0	0	0,0
Resen	0	0	0	0	0,0
Sv.Nikole	0	0	0	0	0,0
Skopje	18	34	25	63	1,9
Struga	0	0	0	0	0,0
Strumica	1	4	2	11	2,8
Tetovo	1	5	3	23	4,6
Shtip	1	1	1	1	1,0

Source: Institute for Public Health of Republic of North Macedonia - Skopje
Department of health data and publication

HEALTHCARE WORKERS IN THE SERVICE FOR TRANSFUSION OF BLOOD IN SECONDARY HEALTH CARE IN THE REPUBLIC OF NORTH MACEDONIA IN 2021

HEALTH REGIONS	UNITS LOCATIONS	PHYSICIANS		Health workers with Higher-level and Mid-level qualification	
		TOTAL	Specialists	TOTAL	Per 1 physician
REPUBLIC OF N.MACEDONIA	15	42	28	97	2,3
Bitola	1	7	7	13	1,9
Veles	0	0	0	0	0,0
Gevgelija	1	1	1	3	3,0
Gostivar	1	5	4	4	0,8
Kavadarci	0	0	0	0	0,0
Kichevo	1	1	0	6	6,0
Kochani	1	2	1	3	1,5
Kr.Palanka	1	1	1	2	2,0
Kumanovo	1	2	0	9	4,5
Ohrid	1	2	1	7	3,5
Prilep	1	2	1	7	3,5
Skopje	2	4	3	11	0,0
Struga	1	2	0	5	2,5
Strumica	1	3	3	7	2,3
Tetovo	1	5	3	11	2,2
Shtip	1	5	3	9	1,8

Source: Institute for Public Health of Republic of North Macedonia - Skopje
Department of health data and publication

**HEALTH WORKERS IN SERVICES FOR DERMATOVENEROLOGY
IN REPUBLIC OF NORTH MACEDONIA IN 2021**

HEALTH REGIONS	PHYSICIANS		Health workers with Higher-level and Mid-level qualification	
	TOTAL	Specialists	TOTAL	Per 1 physician
REPUBLIC OF N.MACEDONIA	3	3	3	1,0
Bitola	1	1	1	1,0
Prilep	2	2	2	1,0

Source: Institute for Public Health of Republic of North Macedonia - Skopje
Department of health data and publication

VISITS AT SPECIALIST-CONSULTANCY SERVICES PHYSICIAN'S OFFICE IN SECONDARY HEALTH CARE IN REPUBLIC OF NORTH MACEDONIA IN 2021

HEALTH REGIONS	Visits at physician's office		Number of revisits on initial visits	Dally visits per 1 physician
	Total	Initial visits		
REPUBLIC OF N.MACEDONIA	3100676	2484644	0,2	11,5
Berovo	10980	10067	0,1	6,5
Bitola	195134	179382	0,1	9,3
M.Brod	2391	2080	0,1	8,5
Valandovo	5110	3179	0,6	6,1
Veles	100482	85640	0,2	18,9
Vinica	13067	12728	0,0	6,7
Gevgelija	58366	39422	0,5	16,0
Gostivar	67740	54003	0,3	4,0
Debar	23575	17579	0,3	5,6
Delchevo	20255	17254	0,2	4,5
D.Hisar	18100	15281	0,2	10,8
Kavadarci	99513	71130	0,4	22,2
Kichevo	60169	55433	0,1	8,6
Kochani	69759	55185	0,3	8,6
Kratovo	8805	7058	0,2	6,3
Kr.Palanka	18683	16024	0,2	13,3
Krushevo	4321	4210	0,0	7,7
Kumanovo	242078	201264	0,2	16,3
Negotino	39011	34373	0,1	13,9
Ohrid	157705	114086	0,4	13,4
Prilep	185021	151887	0,2	22,0
Probishtip	9095	8405	0,1	4,6
Radovish	30484	26892	0,1	10,9
Resen	31949	22445	0,4	7,6
Sv.Nikole	14658	9618	0,5	10,5
Skopje	972852	752117	0,3	11,1
Struga	92966	68011	0,4	12,8
Strumica	158682	97877	0,6	11,6
Tetovo	224719	219078	0,0	11,6
Shtip	165006	132936	0,2	19,6

Source: Institute for Public Health of Republic of North Macedonia - Skopje
Department of health data and publication

**VISITS AT PHYSICIAN'S OFFICE IN MEDICAL REHABILITATION PRACTICE
IN SECONDARY HEALTH CARE IN REPUBLIC OF NORTH MACEDONIA IN 2021**

HEALTH REGIONS	Visits at physician's office		Number of revisits on initial visits	Daily visits per 1 physician
	Total	Initial visits		
REPUBLIC OF N.MACEDONIA	104013	69048	0,5	5,6
Berovo	0	0	0,0	0,0
Bitola	5383	5338	0,0	9,6
M.Brod	0	0	0,0	0,0
Valandovo	566	465	0,2	2,0
Veles	9076	5133	0,8	16,2
Vinica	0	0	0,0	0,0
Gevgelija	1363	1040	0,3	4,9
Gostivar	5048	5048	0,0	0,0
Debar	0	0	0,0	0,0
Delchevo	0	0	0,0	0,0
D.Hisar	0	0	0,0	0,0
Kavadarci	6529	4519	0,4	11,7
Kichevo	0	0	0,0	0,0
Kochani	1554	1139	0,4	2,8
Kratovo	1142	992	0,2	4,1
Kr.Palanka	1619	1153	0,4	5,8
Krushevo	260	195	0,3	0,0
Kumanovo	3258	2617	0,2	2,9
Negotino	2170	1251	0,7	3,9
Ohrid	2872	2797	0,0	10,3
Prilep	14991	7230	0,0	17,8
Probishtip	0	0	0,0	0,0
Radovish	0	0	0,0	0,0
Resen	0	0	0,0	0,0
Sv.Nikole	0	0	0,0	0,0
Skopje	35222	23404	0,5	3,7
Struga	1562	1310	0,2	0,0
Strumica	3110	793	2,9	2,8
Tetovo	5809	2862	1,0	4,1
Shtip	2479	1762	0,4	8,9

Source: Institute for Public Health of Republic of North Macedonia - Skopje
Department of health data and publication

TERTIARY HEALTH CARE

**VISITS IN SPECIALIST-CONSULTANCY PRACTICE IN TERTIARY HEALTH CARE
IN REPUBLIC OF NORTH MACEDONIA IN 2021**

SPECIALIST-CONSULTANCY PRACTICE	Visits at physician's office		Number of revisits per 1 initial visit	Daily visits per 1 physician
	Total	Initial visits		
TOTAL	745504	504668	0,5	17,4
1. University clinics	634462	423618	0,5	22,7
2. Surgery clinic "St. Naum Ohridski"-Skopje	0	0	0,0	0,0
3. Institute of Occupational Health - Chair	52772	45353	0,2	15,7
4. Institut for patophysiology	2275	2275	0,0	0,6
5. Special Hospitals:				
- Institute for pulmonary diseases and TB - Skopje	3167	2806	0,0	11,3
- Special hospital for pulmonary diseases in children - Kozle, Skopje	13225	11708	0,1	47,2
Special Hospital of Gynecology and Obstetrics Mother Teresa - Skopje	33459	15231	1,2	119,5
- Psychiatric hospital "Skopje"-Skopje	6144	3677	0,7	3,7

Source: Institute for Public Health of Republic of North Macedonia - Skopje
Department of health data and publication

**HEALTH WORKERS IN SPECIALIST-CONSULTANCY SERVICES IN TERTIARY HEALTH CARE
IN REPUBLIC OF NORTH MACEDONIA IN 2021**

SPECIALIST-CONSULTANCY SERVICES	Physicians			Health workers with HQ and MLQ	
	Total	Specialists	Total	Total	Per 1 physician
TOTAL	112	94	184	1,6	
1. University clinics	81	67	124	1,5	
2. Surgery clinic "St. Naum Ohridski"-Skopje	0	0	0	0,0	
3. Institute of Occupational Health - Chair	11	10	22	2,0	
4. Institut for patophysiology	12	9	15	1,3	
5. Special Hospitals:					
- Institute for pulmonary diseases and TB - Skopje	1	1	2	0,0	
- Special hospital for pulmonary diseases in children - Kozle, Skopje	1	1	4	4,0	
Special Hospital of Gynecology and Obstetrics Mother Teresa - Skopje	1	1	9	0,0	
- Psychiatric hospital "Skopje"-Skopje	5	5	8	1,6	

Source: Institute for Public Health of Republic of North Macedonia - Skopje
Department of health data and publication

**HEALTH WORKERS AND VISITS IN MEDICAL REHABILITATION PRACTICE IN TERTIARY HEALTH CARE
IN REPUBLIC OF NORTH MACEDONIA IN 2021**

MEDICAL REHABILITATION PRACTICE	Physicians		Health workers with HQ and MLQ		Visits at physician's office		Number of re-visits per 1 initial visit	Daily visits per 1 physician
	Total	Specialists	Total	Per 1 physician	Total	Initial visits		
Institute for medical rehabilitation - Skopje	0	0	36	0	10302	5345	0,5	0,0

Source: Institute for Public Health of Republic of North Macedonia - Skopje
Department of health data and publication

HEALTHCARE WORKERS IN THE SERVICE FOR TRANSFUSION OF BLOOD IN TERTIARY HEALTH CARE
IN THE REPUBLIC OF NORTH MACEDONIA IN 2021

BLOOD TRANSFUSION PRACTICE	Physicians		Health workers with HQ and MLQ	
	Total	Specialists	Total	Per 1 physician
TOTAL	69	50	180	2,6
Transfuziology medicine institute of Republic of North Macedonia	69	50	180	2,6
University Surgery clinic "St.Naum Ohridski" - Skopje	0	0	0	0,0
Special Hospital for Gynecology and Obstetrics - Chair, Skopje	0	0	0	0,0

Source: Institute for Public Health of Republic of North Macedonia - Skopje
Department of health data and publication

MORBIDITY

AMBULATORY AND DISPENSARY MORBIDITY (RATE/10000) DIAGNOSED IN GENERAL PRACTICE SERVICES BY HEALTH REGIONS IN REPUBLIC OF NORTH MACEDONIA, 2021

HEALTH REGIONS	AMBULATORY AND DISPENSARY MORBIDITY	
	Cases	Rate/10000
REPUBLIC OF N.MACEDONIA	3.729.617	25.300
Berovo	23.580	17.795
Bitola	188.917	25.164
M.Brod	31.496	40.750
Valandovo	16.418	19.009
Veles	174.360	36.987
Vinica	29.682	20.625
Gevgelija	59.163	23.022
Gostivar	116.045	13.556
Debar	51.391	27.167
Delchevo	27.631	15.600
D.Hisar	16.591	26.635
Kavadarci	135.671	43.129
Kichevo	76.479	18.169
Kochani	47.722	13.417
Kratovo	7.839	11.036
Kr.Palanka	51.165	29.061
Krushevo	8.340	12.746
Kumanovo	169.733	17.378
Negotino	63.298	37.241
Ohrid	116.703	29.430
Prilep	140.234	20.807
Probishtip	37.266	26.685
Radovish	64.007	31.546
Resen	21.819	17.232
Sv.Nikole	21.996	14.582
Skopje	1.163.346	26.504
Struga	98.958	20.705
Strumica	286.497	42.391
Tetovo	321.248	23.514
Shtip	162.022	41.782

Source: Institute for Public Health of Republic of North Macedonia - Skopje
Department of health data and publication

AMBULATORY AND DISPENSARY MORBIDITY (RATE/10000) DIAGNOSED IN CHILDREN HEALTH SERVICES BY HEALTH REGIONS IN REPUBLIC OF NORTH MACEDONIA, 2021

HEALTH REGIONS	AMBULATORY AND DISPENSARY MORBIDITY	
	Cases	Rate/10000
REPUBLIC OF N.MACEDONIA	449.054	28.331
Berovo	1805	18.841
Bitola	28147	42.117
M.Brod	1205	14.803
Valandovo	1117	14.394
Veles	22355	42.695
Vinica	1947	17.004
Gevgelija	5567	24.731
Gostivar	7413	9.815
Debar	n/a	n/a
Delchevo	1806	14.356
D.Hisar	792	20.787
Kavadarci	14191	46.528
Kichevo	9208	29.886
Kochani	7520	26.752
Kratovo	704	14.576
Kr.Palanka	3069	21.151
Krushevo	83	1.142
Kumanovo	32633	28.590
Negotino	4057	24.920
Ohrid	12824	32.806
Prilep	21178	30.706
Probishtip	3392	31.176
Radovish	10813	46.190
Resen	2535	26.712
Sv.Nikole	3224	25.031
Skopje	158988	28.462
Struga	7010	14.424
Strumica	31890	44.047
Tetovo	34065	20.603
Shtip	19516	51.507

Source: Institute for Public Health of Republic of North Macedonia - Skopje
 Department of health data and publication

**AMBULATORY AND DISPENSARY MORBIDITY (RATE/10000) DIAGNOSED
IN SCHOOL CHILDREN AND YOUTH HEALTH SERVICES BY HEALTH REGIONS
IN REPUBLIC OF NORTH MACEDONIA, 2021**

HEALTH REGIONS	AMBULATORY AND DISPENSARY MORBIDITY	
	Cases	Rate/10000
REPUBLIC OF N.MACEDONIA	535.009	12.092
Berovo	2444	7.453
Bitola	23387	12.415
M.Brod	2094	8.386
Valandovo	1508	6.582
Veles	25811	19.040
Vinica	2736	7.227
Gevgelija	6647	10.907
Gostivar	22758	8.394
Debar	14563	20.436
Delchevo	2811	6.323
D.Hisar	1351	9.650
Kavadarci	14952	17.909
Kichevo	9949	8.568
Kochani	9408	10.360
Kratovo	1064	6.621
Kr.Palanka	4387	10.025
Krushevo	981	4.769
Kumanovo	25520	7.402
Negotino	8658	18.700
Ohrid	29628	27.489
Prilep	25055	12.540
Probishtip	4573	13.313
Radovish	11546	17.758
Resen	4021	15.318
Sv.Nikole	3982	10.707
Skopje	162040	12.060
Struga	15181	9.647
Strumica	33448	16.665
Tetovo	44750	9.229
Shtip	19756	19.491

Source: Institute for Public Health of Republic of North Macedonia - Skopje
Department of health data and publication

AMBULATORY AND DISPENSARY MORBIDITY (RATE/10000) DIAGNOSED IN WOMEN HEALTH SERVICES BY HEALTH REGIONS IN REPUBLIC OF NORTH MACEDONIA, 2021

HEALTH REGIONS	AMBULATORY AND DISPENSARY MORBIDITY	
	Cases	Rate/10000
REPUBLIC OF N.MACEDONIA	302.139	3.466
Berovo	4196	5.577
Bitola	11846	2.708
M.Brod	n/a	n/a
Valandovo	2880	5.999
Veles	17618	21.412
Vinica	3462	2.357
Gevgelija	1026	197
Gostivar	1600	1.397
Debar	n/a	n/a
Delchevo	3232	9.520
D.Hisar	n/a	n/a
Kavadarci	16762	6.742
Kichevo	7825	3.821
Kochani	12772	32.986
Kratovo	770	802
Kr.Palanka	3293	8.641
Krushevo	n/a	n/a
Kumanovo	9942	10.214
Negotino	3861	1.602
Ohrid	5254	1.347
Prilep	12779	16.485
Probishtip	1841	1.560
Radovish	8969	12.682
Resen	2918	3.493
Sv.Nikole	2143	81
Skopje	108819	37.300
Struga	5715	1.454
Strumica	8532	1.029
Tetovo	31234	11.545
Shtip	12850	5.732

Source: Institute for Public Health of Republic of North Macedonia - Skopje
Department of health data and publication

DISEASES-CONDITIONS TREATED AT IN-PATIENT SERVICES (RATE/10000 INHABITANTS) BY STATISTIC REGIONS IN REPUBLIC OF NORTH MACEDONIA IN 2021

STATISTICAL REGIONS	TOTAL	Rate/10000
REPUBLIC OF N.MACEDONIA	201982	1099,7
PELAGONIA REGION	27579	1310,6
VARDAR REGION	15380	1108,7
NORTHEASTERN REGION	13724	897,1
SOUTHWESTERN REGION	34433	1941,0
SKOPJE REGION	59378	978,2
SOUTHEASTERN REGION	15050	1014,2
POLOG REGION	20163	801,5
EASTERN REGION	16275	1083,3

Source: Institute for Public Health of Republic of North Macedonia - Skopje
Department of health data and publication

COMMUNICABLE DISEASES REPORTED (RATE PER 100.000 INHABITANTS) WITH PRIORITY SIGNIFICANCE IN REPUBLIC OF NORTH MACEDONIA IN 2021

Communicable diseases reported	Number	Mb. 1:100.000	%
Total	2917	158,8	100,0
Salmoneloses	194	10,6	1,1
Alimentarni toksiifections	67	3,6	0,4
Enterocolitis	1420	77,3	8,2
Akuten hepatitis A	4	0,2	0,0
Akuten hepatitis B	29	1,6	0,2
Akuten hepatitis C	3	0,2	0,0
Neozn.hepatitis	5	0,3	0,0
Morbili	0	0,0	0,0
Parotitis epidemica	0	0,0	0,0
Varicella	776	42,2	4,5
Rubeola	0	0,0	0,0
Scarlatina	11	0,6	0,1
Brucelosis	0	0,0	0,0
Tetanus	0	0,0	0,0

1 dead from viral hepatitis B - Stip

Source: Institute for Public Health of Republic of North Macedonia - Skopje
Department of health data and publication

MORTALITY

MORTALITY STRUCTURE BY CAUSE OF DEATH IN REPUBLIC OF NORTH MACEDONIA IN 2021

Health regions	Total		I00-I99		C00-D48		R00-R99		E00-E99		J00-J99		S00-T98		K00-K93		N00-N99		P00-P96		other	
	Num.	%	Num.	%	Num.	%	Num.	%	Num.	%	Num.	%	Num.	%	Num.	%	Num.	%	Num.	%	Num.	%
R.N.Macedonia	28516	10238	35,9	3931	13,8	2521	8,8	1661	5,8	1192	4,2	677	2,4	600	2,1	517	1,8	40	0,1	7139	25,0	
Berovo	313	125	39,9	46	14,7	19	6,1	23	7,3	13	4,2	10	3,2	11	3,5	4	1,3	0	0,0	62	19,8	
Bitola	1583	465	29,4	225	14,2	368	23,2	68	4,3	46	2,9	37	2,3	33	2,1	34	2,1	2	0,1	305	19,3	
M.Brod	148	82	55,4	15	10,1	15	10,1	3	2,0	3	2,0	1	0,7	2	1,4	0	0,0	1	0,7	26	17,6	
Valandovo	177	84	47,5	23	13,0	4	2,3	9	5,1	6	3,4	10	5,6	4	2,3	1	0,6	0	0,0	36	20,3	
Veles	1017	410	40,3	140	13,8	60	5,9	77	7,6	36	3,5	24	2,4	19	1,9	20	2,0	0	0,0	231	22,7	
Vinica	272	101	37,1	52	19,1	2	0,7	25	9,2	11	4,0	3	1,1	10	3,7	6	2,2	1	0,4	61	22,4	
Gevgelija	569	274	48,2	70	12,3	18	3,2	46	8,1	18	3,2	10	1,8	17	3,0	9	1,6	1	0,2	106	18,6	
Gostivar	1332	525	39,4	133	10,0	48	3,6	83	6,2	73	5,5	26	2,0	15	1,1	25	1,9	0	0,0	404	30,3	
Debar	231	71	30,7	38	16,5	14	6,1	14	6,1	22	9,5	4	1,7	5	2,2	7	3,0	0	0,0	56	24,2	
Delchevo	361	184	51,0	62	17,2	6	1,7	6	1,7	13	3,6	4	1,1	14	3,9	6	1,7	0	0,0	66	18,3	
Demir Hisar	171	77	45,0	30	17,5	6	3,5	14	8,2	3	1,8	4	2,3	6	3,5	4	2,3	0	0,0	27	15,8	
Kavadarci	725	244	33,7	91	12,6	56	7,7	42	5,8	18	2,5	10	1,4	15	2,1	9	1,2	0	0,0	240	33,1	
Kichevo	718	227	31,6	99	13,8	23	3,2	43	6,0	50	7,0	23	3,2	18	2,5	12	1,7	1	0,1	222	30,9	
Kochani	781	387	49,6	91	11,7	16	2,0	58	7,4	28	3,6	11	1,4	21	2,7	12	1,5	1	0,1	156	20,0	
Kpatovo	152	68	44,7	25	16,4	3	2,0	7	4,6	5	3,3	4	2,6	6	3,9	1	0,7	0	0,0	33	21,7	
Kriva Palanka	371	131	35,3	65	17,5	14	3,8	26	7,0	18	4,9	10	2,7	12	3,2	2	0,5	0	0,0	93	25,1	
Krushevo	122	61	50,0	10	8,2	6	4,9	6	4,9	4	3,3	2	1,6	3	2,5	2	1,6	0	0,0	28	23,0	
Kumanovo	1927	703	36,5	266	13,8	105	5,4	121	6,3	123	6,4	42	2,2	42	2,2	33	1,7	1	0,1	491	25,5	
Negotino	315	96	30,5	26	8,3	79	25,1	15	4,8	7	2,2	9	2,9	7	2,2	4	1,3	0	0,0	72	22,9	
Ohrid	928	348	37,5	76	8,2	128	13,8	35	3,8	49	5,3	21	2,3	22	2,4	18	1,9	1	0,1	230	24,8	
Prilep	1496	409	27,3	234	15,6	300	20,1	77	5,1	45	3,0	35	2,3	30	2,0	24	1,6	3	0,2	339	22,7	
Probishtip	200	84	42,0	32	16,0	3	1,5	8	4,0	12	6,0	1	0,5	5	2,5	10	5,0	0	0,0	45	22,5	
Radovish	376	150	39,9	62	16,5	20	5,3	24	6,4	22	5,9	9	2,4	4	1,1	6	1,6	0	0,0	79	21,0	
Resen	241	120	49,8	28	11,6	15	6,2	3	1,2	4	1,7	6	2,5	7	2,9	11	4,6	0	0,0	47	19,5	
Sveti Nikole	308	99	32,1	48	15,6	44	14,3	13	4,2	22	7,1	12	3,9	10	3,2	5	1,6	1	0,3	54	17,5	
Skopje	8715	2704	31,0	1400	16,1	583	6,7	572	6,6	281	3,2	236	2,7	181	2,1	147	1,7	16	0,2	2595	29,8	
Struga	600	238	39,7	69	11,5	43	7,2	50	8,3	26	4,3	13	2,2	7	1,2	20	3,3	0	0,0	134	22,3	
Strumica	1361	771	56,6	129	9,5	32	2,4	42	3,1	52	3,8	23	1,7	20	1,5	25	1,8	1	0,1	266	19,5	
Tetovo	2242	863	38,5	268	12,0	245	10,9	104	4,6	170	7,6	49	2,2	38	1,7	43	1,9	9	0,4	453	20,2	
Shtip	764	137	17,9	78	10,2	246	32,2	47	6,2	12	1,6	28	3,7	16	2,1	17	2,2	1	0,1	182	23,8	

Source: State Statistical Office
 Processed: Institute for Public Health of Republic of North Macedonia - Skopje
 Department of health data and publication

MORTALITY RATE PER 100.000 INHABITANTS BY CAUSE OF DEATH IN REPUBLIC OF NORTH MACEDONIA IN 2021

Health regions	TOTAL		I00-I99		C00-D48		R00-R99		E00-E99		J00-J99		S00-T98		K00-K93		N00-N99		P00-P96		Other	
	Num.	Mt. 100000	Num.	Mt. 100000	Num.	Mt. 100000	Num.	Mt. 100000	Num.	Mt. 100000	Num.	Mt. 100000	Num.	Mt. 100000	Num.	Mt. 100000	Num.	Mt. 100000	Num.	Mt. 100000	Num.	Mt. 100000
R.N.Macedonia	28516	1552,6	10238	557,4	3931	214,0	2521	137,3	1661	90,4	1192	64,9	677	36,9	600	32,7	517	28,1	40	2,2	7139	388,7
Berovo	313	2104,5	125	840,4	46	309,3	19	127,7	23	154,6	13	87,4	10	67,2	11	74,0	4	26,9	0	0,0	62	416,9
Bitola	1583	1700,4	465	499,5	225	241,7	368	395,3	68	73,0	46	49,4	37	39,7	33	35,4	34	36,5	2	2,1	305	327,6
M.Brod	148	1463,8	82	811,0	15	148,4	15	148,4	3	29,7	3	29,7	1	9,9	2	19,8	0	0,0	1	9,9	26	257,1
Valandovo	177	1684,4	84	799,4	23	218,9	4	38,1	9	85,6	6	57,1	10	95,2	4	38,1	1	9,5	0	0,0	36	342,6
Veles	1017	1705,3	410	687,5	140	234,7	60	100,6	77	129,1	36	60,4	24	40,2	19	31,9	20	33,5	0	0,0	231	387,3
Vinica	272	1879,1	101	697,8	52	359,2	2	13,8	25	172,7	11	76,0	3	20,7	10	69,1	6	41,5	1	6,9	61	421,4
Gevgeliya	569	1777,8	274	856,1	70	218,7	18	56,2	46	143,7	18	56,2	10	31,2	17	53,1	9	28,1	1	3,1	106	331,2
Gostivar	1332	1573,5	525	620,2	133	157,1	48	56,7	83	98,0	73	86,2	26	30,7	15	17,7	25	29,5	0	0,0	404	477,2
Debar	231	1207,4	71	371,1	38	198,6	14	73,2	14	73,2	22	115,0	4	20,9	5	26,1	7	36,6	0	0,0	56	292,7
Delchevo	361	1802,8	184	918,9	62	309,6	6	30,0	6	30,0	13	64,9	4	20,0	14	69,9	6	30,0	0	0,0	66	329,6
Demir Hisar	171	2355,4	77	1060,6	30	413,2	6	82,6	14	192,8	3	41,3	4	55,1	6	82,6	4	55,1	0	0,0	27	371,9
Kavadarci	725	1834,1	244	617,3	91	230,2	56	141,7	42	106,3	18	45,5	10	25,3	15	37,9	9	22,8	0	0,0	240	607,1
Kichevo	718	1810,0	227	572,2	99	249,6	23	58,0	43	108,4	50	126,0	23	58,0	18	45,4	12	30,3	1	2,5	222	559,6
Kochani	781	1994,4	387	988,3	91	232,4	16	40,9	58	148,1	28	71,5	11	28,1	21	53,6	12	30,6	1	2,6	156	398,4
Kratovo	152	2014,6	68	901,3	25	331,3	3	39,8	7	92,8	5	66,3	4	53,0	6	79,5	1	13,3	0	0,0	33	437,4
Kriva Palanka	371	1723,7	131	608,6	65	302,0	14	65,0	26	120,8	18	83,6	10	46,5	12	55,8	2	9,3	0	0,0	93	432,1
Krushevo	122	1455,0	61	727,5	10	119,3	6	71,6	6	71,6	4	47,7	2	23,9	3	35,8	2	23,9	0	0,0	28	333,9
Kumanovo	1927	1555,1	703	567,3	266	214,7	105	84,7	121	97,6	123	99,3	42	33,9	42	33,9	33	26,6	1	0,8	491	396,2
Negotino	315	1433,7	96	436,9	26	118,3	79	359,6	15	68,3	7	31,9	9	41,0	7	31,9	4	18,2	0	0,0	72	327,7
Ohrid	928	1682,8	348	631,0	76	137,8	128	232,1	35	63,5	49	88,9	21	38,1	22	39,9	18	32,6	1	1,8	230	417,1
Prilep	1496	1713,3	409	468,4	234	268,0	300	343,6	77	88,2	45	51,5	35	40,1	30	34,4	24	27,5	3	3,4	339	388,2
Probishtip	200	1490,6	84	626,1	32	238,5	3	22,4	8	59,6	12	89,4	1	7,5	5	37,3	10	74,5	0	0,0	45	335,4
Radovish	376	1400,5	150	558,7	62	230,9	20	74,5	24	89,4	22	81,9	9	33,5	4	14,9	6	22,3	0	0,0	79	294,3
Resen	241	1676,8	120	834,9	28	194,8	15	104,4	3	20,9	4	27,8	6	41,7	7	48,7	11	76,5	0	0,0	47	327,0
Sveti Nikole	308	1751,6	99	563,0	48	273,0	44	250,2	13	73,9	22	125,1	12	68,2	10	56,9	5	28,4	1	5,7	54	307,1
Skopje	8715	1435,7	2704	445,5	1400	230,6	583	96,0	572	94,2	281	46,3	236	38,9	181	29,8	147	24,2	16	2,6	2595	427,5
Struga	600	1124,9	238	446,2	69	129,4	43	80,6	50	93,7	26	48,7	13	24,4	7	13,1	20	37,5	0	0,0	134	251,2
Strumica	1361	1722,2	771	975,6	129	163,2	32	40,5	42	53,1	52	65,8	23	29,1	20	25,3	25	31,6	1	1,3	266	336,6
Tetovo	2242	1343,3	863	517,1	268	160,6	245	146,8	104	62,3	170	101,9	49	29,4	38	22,8	43	25,8	9	5,4	453	271,4
Shtip	764	1582,2	137	283,7	78	161,5	246	509,5	47	97,3	12	24,9	28	58,0	16	33,1	17	35,2	1	2,1	182	376,9

Source: State Statistical Office

Processed: Institute for Public Health of Republic of North Macedonia - Skopje
Department of health data and publication

**INFANT MORTALITY BY CAUSE OF DEATH AND AGE
IN REPUBLIC OF NORTH MACEDONIA IN 2021**

CAUSES OF DEATH (BY ICD-10)	Total	Infant mortality		
		by age		from 28 days to 11 months
		0 - 6 days	7 - 27 days	
ВКУПНО	85	31	23	31
Infectious and parasitic diseases (A00 - B99)	5			5
Neoplasms (C00 - D48)	1			1
Diseases of the blood and blood-forming organs (D50-D89)	0			
Endocrine, nutritional and metabolic diseases and immunity disorders (E00 - E88)	0			
Diseases of the nervous system and sensory organs (G00-G98)	1			1
Diseases of the circulatory system (I00-I99)	0			
Diseases of the respiratory system (J00 - J98)	3			3
Diseases of the digestive system, oral cavity, salivary glands and jaws (K00-K92)	0			
Diseases of the genitourinary system (N00-N98)	0			
Certain conditions originating in the perinatal period (P00 - P96)	40	25	15	0
Congenital malformations (Q00 - Q99)	23	5	7	11
Symptom, signs and unspecified conditions (R00 - R99)	11	1	1	9
External causes of mortality (V01 - Y89)	1			1

Source: State Statistical Office

Processed: Institute for Public Health of Republic of North Macedonia - Skopje
Department of health data and publication

